

KINTEK®

HSK-T HOLDERS AND TOOLHOLDERS (ICTM STANDARD)
UTENSILI E PORTAUTENSILI CON ATTACCO HSK-T (ICTM STANDARD)



www.kintek.it

HSK-T HOLDERS AND TOOLHOLDERS (ICTM STANDARD)



UTENSILI E PORTAUTENSILI
CON ATTACCO HSK-T (ICTM STANDARD)



HSK-T KLEMMHALTER UND
WERKZEUGHALTER (ICTM STANDARD)



HERRAMIENTAS Y PORTAHERRAMIENTAS
CON MANGO HSK-T (ICTM ESTANDAR)



OUTILS ET PORTE-OUTILS
AVEC ATTACHEMENT HSK-T (ICTM STANDARD)



ДЕРЖАВКИ И РЕЗЦЕДЕРЖАТЕЛИ
С ХВОСТОВИКОМ HSK-T (СТАНДАРТ ICTM)

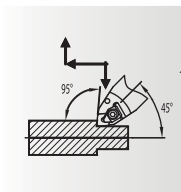


HSK-T 柄及刀柄 (ICTM 标准)



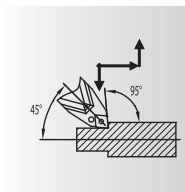
EXTERNAL (O.D.) TURNING TOOLS

KLEMMHALTER FÜR DIE AUSSENBEARBEITUNG PORTA INSERTI PER ESTERNI
 PORTA-PLAQUITAS PARA EXTERNOS PORTE-PLAQUETTES EXTERIEURES
 ДЕРЖАВКИ ДЛЯ ВНЕШНЕГО ТОЧЕНИЯ 外部(外径)车刀



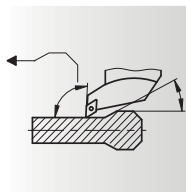
**DCM12
DDM15**

Pag. 625



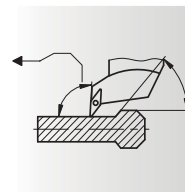
PCMNR

Pag. 626



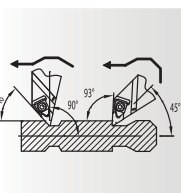
SDJC

Pag. 628



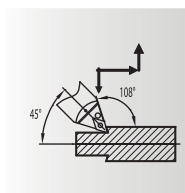
SVJC

Pag. 629



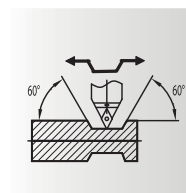
DDMNL

Pag. 625



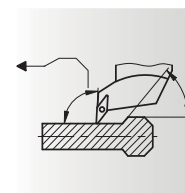
PDNNR

Pag. 626



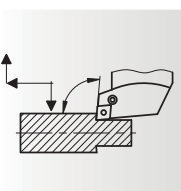
SDNCN

Pag. 628



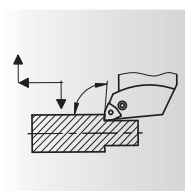
SVJB

Pag. 629



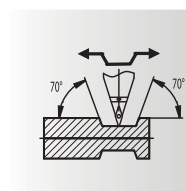
PCLN

Pag. 625




PWLN

Pag. 627



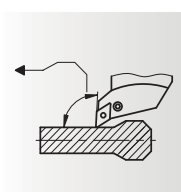
SVVCN

Pag. 628



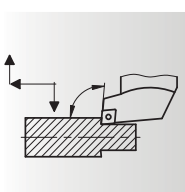
THE

Pag. 630



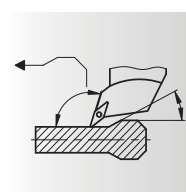
PDJN

Pag. 626



SCLC

Pag. 627

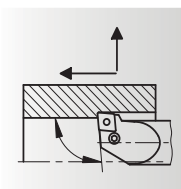


SVHC

Pag. 629

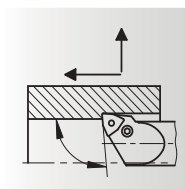
INTERNAL (I.D.) BORING BARS

BOHRSTANGE FÜR DIE INNENBEARBEITUNG BARENI PER INTERNI
 BARRAS PARA INTERNOS BARRES D'ALEPAGE INTERIEURS
 РАСТОЧНЫЕ ДЕРЖАВКИ 内部(内径)镗杆



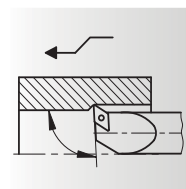
PCLN

Pag. 630



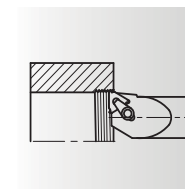
PWLN

Pag. 631



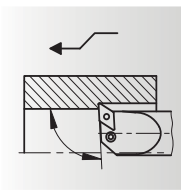
SDUC

Pag. 631



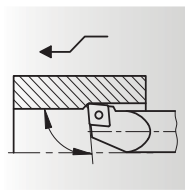
THE

Pag. 632



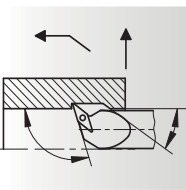
PDUN

Pag. 630



SCLC

Pag. 631



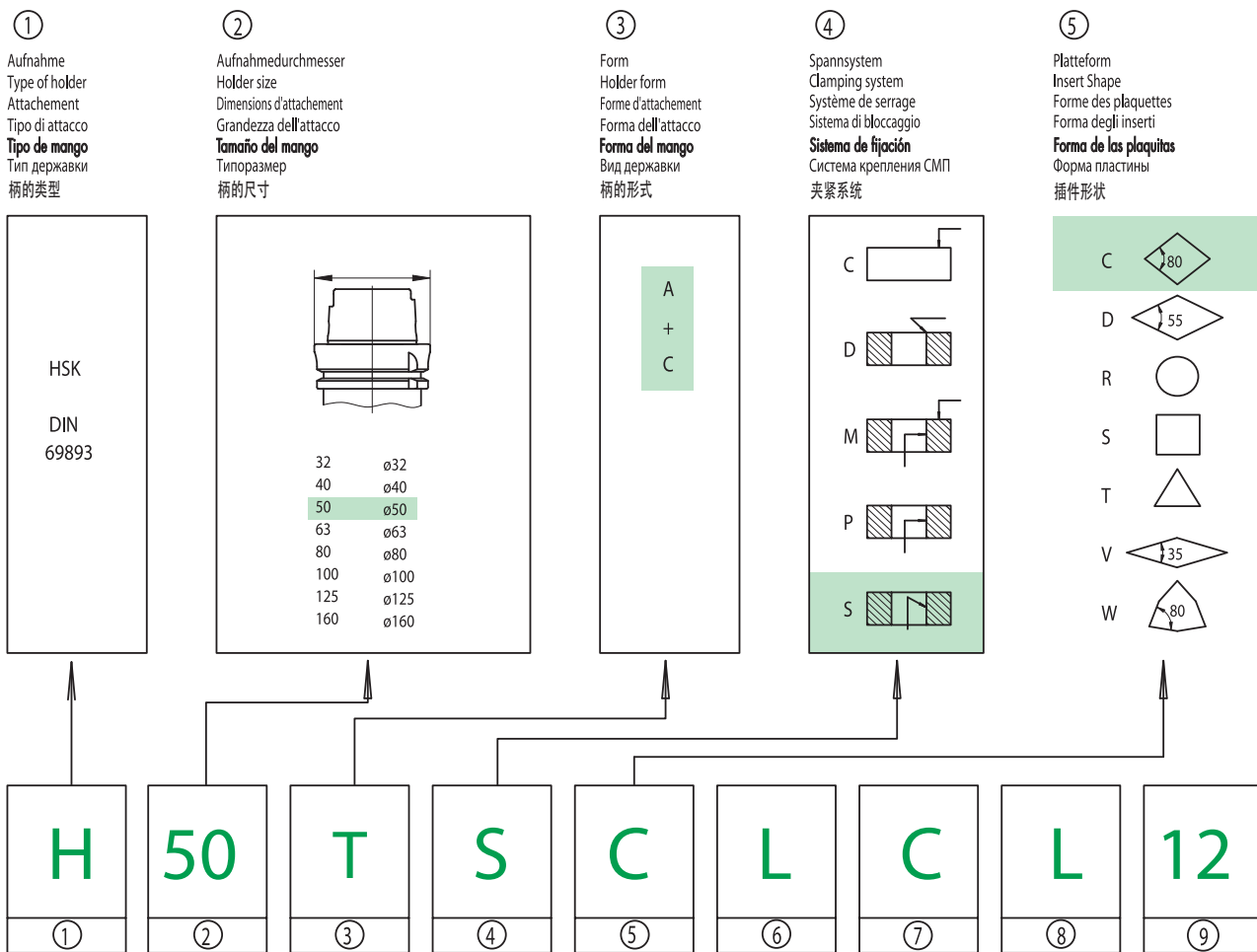
SVQB

Pag. 632

IDENTIFICATION OF EXTERNAL (O.D.) TURNING TOOLS-HSK HOLDER

BEZEICHNUNG VON HSK KLEMMHALTER FÜR AUSSENBEARBEITUNG
 IDENTIFICACION DE LOS PORTA-PLAQUITAS PARA EXTERNOS – MANGO HSK
 СИСТЕМА ОБОЗНАЧЕНИЯ ДЕРЖАВОК С ХВОСТОВИКОМ HSK ДЛЯ ВНЕШНЕГО ТОЧЕНИЯ

IDENTIFICAZIONE DEI PORTA INSERTI PER ESTERNI-ATTACCO HSK
 DESIGNATION DES PORTE-PLAQUETTES EXTERIEURS-ATTACHEMENT HSK
 外部（外径）车刀—HSK柄标识

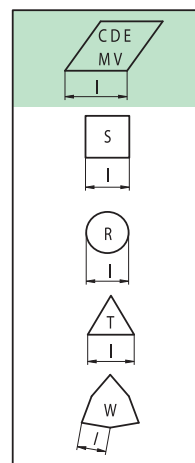
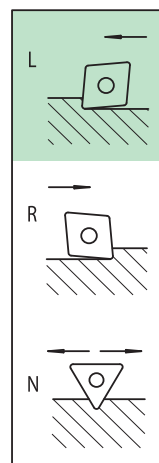
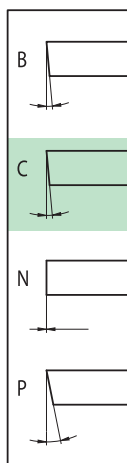
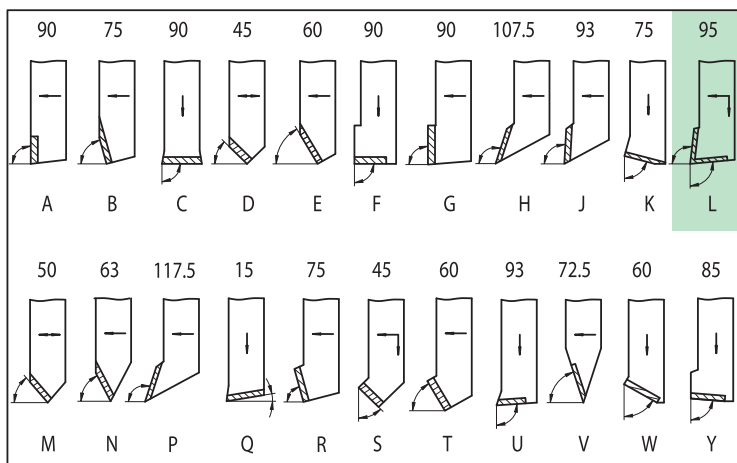


6 Halterform
Shape of turning tools
Forme des porte-plaquettes
Forma dei portainseriti
Forma de las plaquitas
Угол в плане
车刀的形状

7 Freiwinkel
Clearance angle
Angle de depouil
Angolo di spoglia
Angulo de incidencia
Задний угол
间隙角度

8 Vorschubrichtung
Feeding direction
Sens de l'avance
Senso di avanzamento
Dirección de corte
Исполнение
进给方向

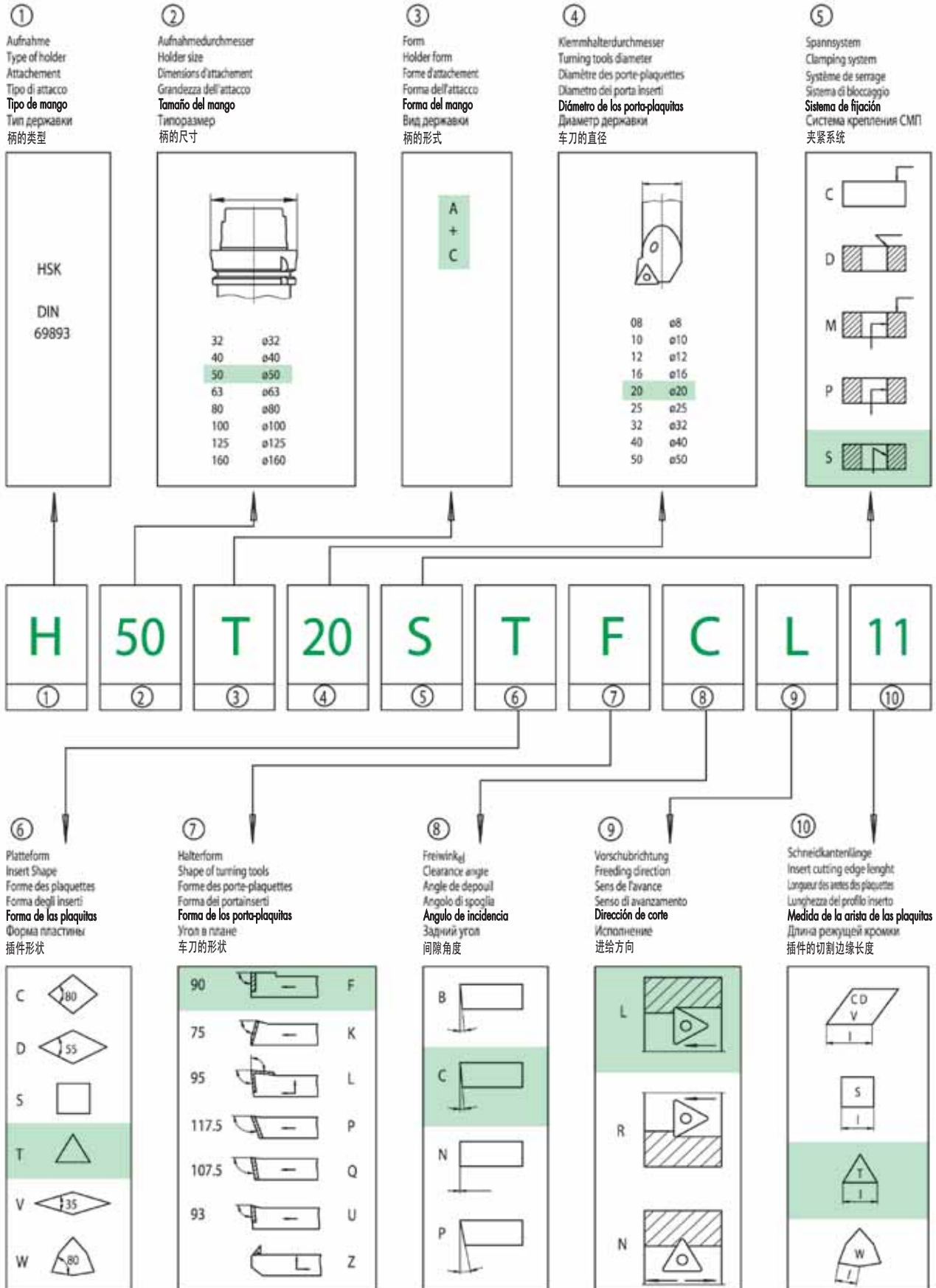
9 Schneidkantenlänge
Insert cutting edge length
Longueur des arêtes des plaquettes
Lunghezza del profilo inserto
Medida de la arista de las plaquitas
Длина режущей кромки
插件的切削边缘长度



IDENTIFICATION OF INTERNAL (I.D.) TURNING TOOLS-HSK HOLDER

BEZEICHNUNG VON HSK KLEMMHALTER FÜR DIE INNENBEARBEITUNG
 IDENTIFICACION DE LOS PORTA-PLAQUITAS PARA INTERNOS – MANGO HSK
 СИСТЕМА ОБОЗНАЧЕНИЯ РАСТОЧНЫХ ДЕРЖАВОК С ХВОСТОВИКОМ HSK

IDENTIFICAZIONE DEI PORTA INSERTI PER INTERNI-ATTACCO HSK
 DESIGNATION DES PORTE-PLAQUETTES INTERIEURS-ATTACHEMENT HSK
 内部（内径）车刀—HSK柄标识





TURNING MODULAR SYSTEM

- Adopting the famous HSK-DIN69893, in the several versions, and maintaining an interchangeability with the attacks for working centers, KINTEK offers the possibility to reduce, drastically, the times of set-up.
- Maximum rapidity in the tool change
- Great rigidity thanks to the big support surface
- The same cutting position
- Reduction of the vibrations
- Precision of interchangeability
- Optimal repeatability of positioning to the change tool: maximum error +/- 0,002 mm
- The conical bar hold is introduced in the appropriate center and, turning screw, a special clamp opens Locking the tool-holder taking advantage of the connection cone-plan
- Baluff chip hole



SYSTEM MODULAIRE DE TOURNAGE

- En utilisant le fameux HSK-DIN69893, dans les différentes versions, et en gardant une interchangeabilité avec les attaques pour des centres d'usinage à commande numérique, KINTEK offre la possibilité de réduire, significativement, les temps de l'installation.
- Rapidité maximum dans le changement d'outil.
- Grande rigidité grâce à la surface d'appui.
- La position de découpe est toujours identique
- Réduction des vibrations.
- Précision d'interchangeabilité.
- Répétabilité optimale du positionnement du changement de l'outil: erreur maximum +/- millimetre 0.002
- La queue conique est introduite dans le siège spécial et en tournant une vis, on agit sur la bride spéciale qui bloquera le porte-outil en profitant de l'accouplement cône-plan.
- Trou pour balluff chip



SISTEMA MODULARE DI TORNITURA

- Adottando il noto HSK-DIN69893, nelle varie versioni, e mantenendo una intercambiabilità con gli attacchi per centri di lavoro, KINTEK offre la possibilità di ridurre, drasticamente, i tempi di set-up.
- Massima rapidità nel cambio utensile
- Grande rigidità grazie alle grandi superfici d'appoggio
- Posizione del tagliente sempre identica
- Riduzione delle vibrazioni
- Precisione d'intercambiabilità
- Ottima ripetibilità di posizionamento al cambio utensile : errore massimo +/- 0,002 mm
- Il codolo conico viene introdotto nell'apposita sede e, ruotando una vite, si agisce sull'apertura della speciale pinza che bloccherà il portautensile sfruttando l'accoppiamento cono-piano.
- Foro per baluff chip



МОДУЛЬНАЯ ТОКАРНАЯ СИСТЕМА

- KINTEK дает возможность заметно сократить время наладки инструмента, благодаря использованию известного конуса HSK-DIN69893 и принципа взаимозаменяемости в обрабатывающих центрах
- Максимальная скорость при смене инструмента
- Высокая жесткость благодаря большой площади опорной поверхности
- Всегда идентичное положение режущей кромки
- Уменьшение вибраций
- Точность взаимозаменяемости
- Оптимальная повторяемость при смене инструмента: максимальная ошибка +/- 0,002 мм
- Конический хвостовик устанавливается в соответствующее гнездо. При вращении винта открываются губки, которые затем зажимают коническую часть оправки.
- Отверстие для датчика Baluff



MODULARES WERKZUGSYSTEM FÜR DREHMASCHINEN

- Kintek präsentiert dieses modulare Drehsystem auf HSK-Basis das nicht nur die Wechselzeiten drastisch reduziert sondern auch eine universelle Schnittstelle darstellt, die auch auf den neueren Bearbeitungszentren mit HSK-Schnittstelle einsetzbar ist.
- Sehr schneller Werkzeugwechsel
- Vibrationsarm dank stabiler Spannung und Plananlage
- Sehr hohe Steifigkeit durch die Plananlage
- Hohe Wechselgenauigkeit der Schneide
- Maximaler Wiederholgenauigkeit +/- 0,002 mm Der Werkzeugträger wird in den HSK-Adapter eingesetzt und mit einem einfachen Schlüssel in wenigen Sekunden befestigt. (Der Schlüssel dreht eine Schraube, die eine spezielle Spanneinheit ausdehnt und den HSK Kegel einzieht und so mit einer Plananlage spannt)
- Baluff chip Bohrung



转动模块系统

- 采用著名的 HSK-DIN6989 3 的版本, 保持了与工作中心的换性, KINTEK 显著降低了设置时间。
- 工具更换最为迅速
- 由于支撑面更大, 更加结实
- 切割位置相同
- 减少震动
- 互换性的精度
- 更换工具定位的最佳重复性: 最高误差为 +/- 0.002 毫米
- 在适当的中心引入锥形棒, 使用转动螺丝, 实现一种专用夹打开方式 利用连接锥度平面而锁定刀柄
- Baluff 芯片孔



SISTEMA MODULAR DE TORNIDURA

- Adoptando el conocido HSK-DIN69893, en las diferentes versiones, y manteniendo una intercambiabilidad con los ataques para los centros de mecanizado, KINTEK ofrece la posibilidad de reducir, drásticamente, los tiempos de instalación.
- Máxima rapidez en el cambio herramienta
- Gran rigidez gracias a las grandes superficies de apoyo
- La posición del filo es siempre la misma
- Reducción de las vibraciones
- Precisión de la intercambiabilidad
- Excelente repetibilidad del posicionamiento al cambio herramienta: máximo error +/- 0,002 mm
- El tirante cónico se introduce en la sede apropiada y, girando el tornillo, se actúa sobre la apertura de la pinza especial que bloqueará el portaherramientas aprovechando el acoplamiento cono-plano.
- Agujero para el chip baluff

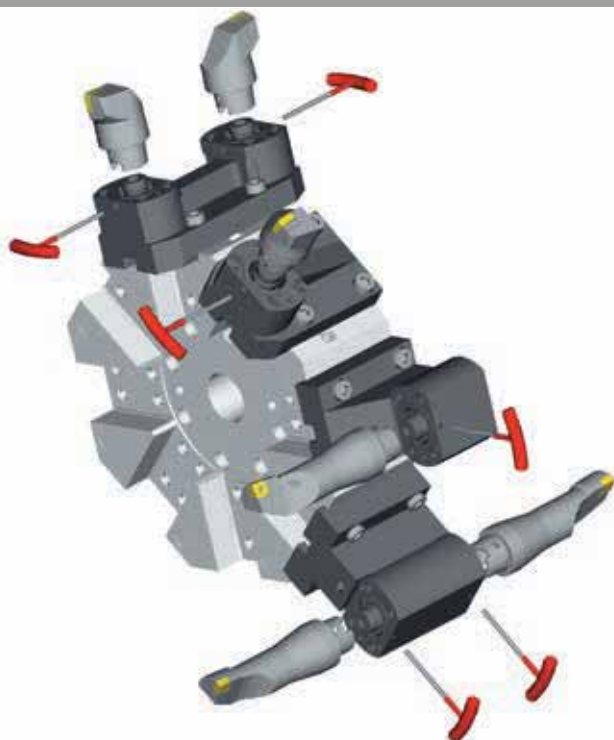


PERSONALISED SOLUTION

SOLUZIONI PERSONALIZZATE
 MASCHINENBEZOGENE LÖSUNGEN
 SOLUCIONES PERSONALIZADAS
 SOLUTIONS PERSONALISÉES
 СПЕЦИАЛЬНОЕ РЕШЕНИЕ
 个性化解决方案

VDI SOLUTION

SOLUZIONE VDI
 VDI LÖSUNGEN
 SOLUCION VDI
 SOLUTION VDI
 РЕШЕНИЕ ДЛЯ VDI
 VDI 解决方案


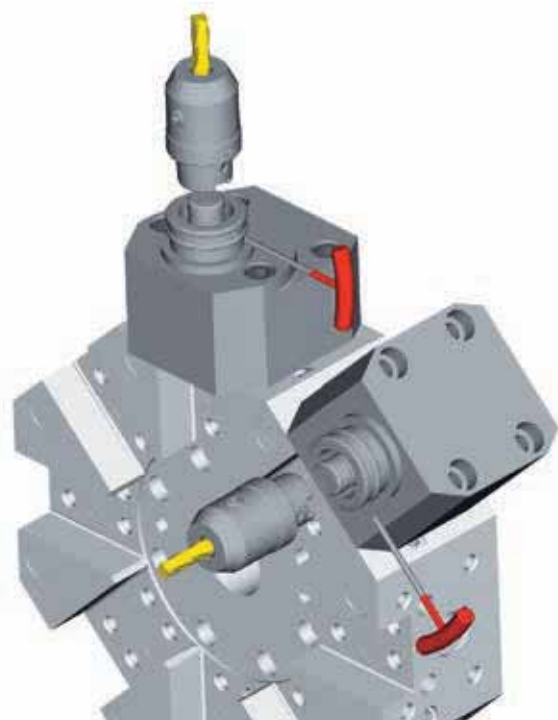


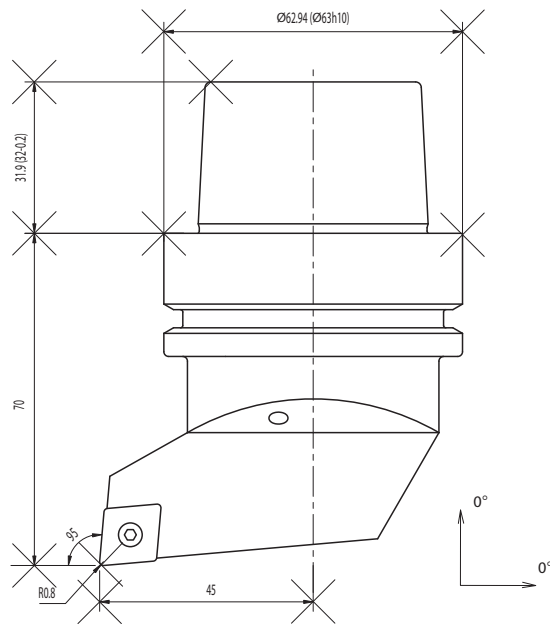
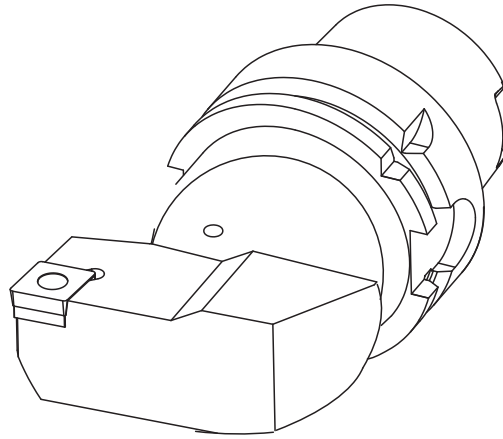
MOTORIZED TOOL-HOLDERS

PORTAUTENSILI MOTORIZZATI
 ANGETRIEBENE WERKZEUGE
 PORTAHERRAMIENTAS MOTORIZADAS
 PORTE-OUTILS MOTORISES
 ПРИВОДНОЙ ИНСТРУМЕНТ
 机械化刀柄

UNIVERSAL SOLUTION

SOLUZIONE UNIVERSALE
 UNIVERSELLE LÖSUNG
 SOLUCION UNIVERSAL
 SOLUTION UNIVERSELLE
 УНИВЕРСАЛЬНОЕ РЕШЕНИЕ
 通用解决方案





On request we can send you general layouts in dxf format with the relative dimensions.



Sono disponibili a richiesta i disegni di massima in formato dxf con relative quote di ingombro.



Auf Anfrage sind Dispositionszeichnungen im dxf Format mit entsprechenden Massen verfügbar.



Están disponibles a petición los planos generales en formato dxf con los relativos tamaños



Sur demande les dessins d'avant-projet en format dxf sont disponibles avec les relatives cotes.



По запросу мы готовы выслать Вам общий чертеж в формате dxf с соответствующими размерами.



如有要求，我们可以发送DXF格式的带有相关参数的总体设计。

H63ABSL ADAPTER - CLAMPING ASSEMBLAGE

H63ABSL EINSATZ - MONTAGE DER SPANNZYLINDER BUSSOLA H63ABSL - MONTAGGIO DEL GIUNTO
 CASQUILLO H63ABSL - INSTALACION DEL DISPOSITIVO DE BLOQUEO DOUILLE H63ABSL - MONTAGE DU DISPOSITIF DE BLOCAGE
 ПЕРЕХОДНИК H63ABSL - УСТАНОВКА ЗАЖИМНОГО ПРИБОРА H63ABSL接头-夹持组装

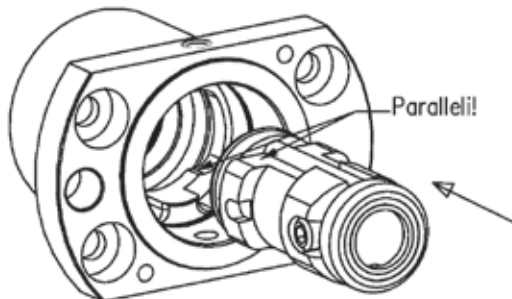
1—Setzen Sie den HN63C-Spannzylinder in den H63ABSL-Einsatz ein, indem Sie ihn durch die inneren Nuten des Einsatzes durchlassen. Spanschraube am Zylinder und Bohrung am Flansch sind um 90° versetzt.

Insert the HN63C clamping down into the H63ABSL adapter, letting it go through the slots inside the adapter.

Introduire en totalité le dispositif de blocage HN63C à l'intérieur de la douille H63ABSL en utilisant les rainures de guidage qui se trouvent à l'intérieur du corps!

Inserire in profondità il giunto di bloccaggio HN63C all'interno della bussola H63ABSL facendolo passare fra le scanalature presenti all'interno della bussola stessa!
 Insertar en profundidad el dispositivo de bloqueo HN63C dentro del casquillo H63ABSL, haciéndolo pasar por las guías que están dentro del casquillo.

在 H63ABSL 接头处插入 HN63C 夹头，使其直接到达适配器的插槽。



2—Drehen Sie den HN63C-Spannzylinder nun um 90°, sodaB die kleine Einfräsung auf der Seite des Spannzylinder sich unter dem Gewindestift befindet, der im Einsatz sitzt. Die Bohrung am Flansch und die Spanschraube am Spannzylinder sind nun in einer Linie.

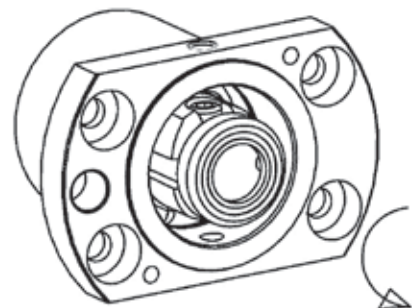
Rotate of 90° the HN63C clamping, in order to put the little milling that lies on a side of the clamping itself exactly in the same position of the fastpin inside the adapter.

Tourner le dispositif HN63C de 90° (à gauche ou à droite) afin de positionner la goupille de retenue filetée dans la petite rainure située sur le coté du dispositif.

Ruotare il giunto HN63C di 90° in modo di posizionare la piccola fresatura presente su un lato dello stesso in corrispondenza della spina filettata di tenuta situata all'interno della bussola.

Rotar el dispositivo HN63C de 90°, a fin de posicionar el pequeño fresado que se encuentre en un lado del dispositivo mismo en la misma posición de la clavija roscada dentro del casquillo.

HN63C 夹头旋转 90 度，使附在夹头上的小齿边与适配器里的快动销在相同的位置。



3—Schrauben Sie den M5x12 Gewindestift fest ein, sodaB der HN63C-Spannzylinder festgehalten wird.

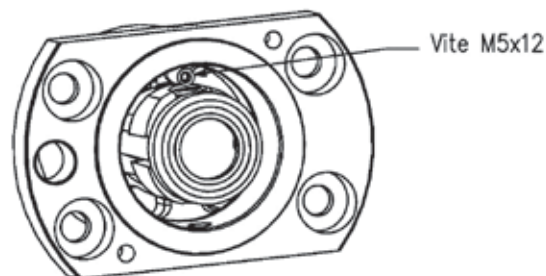
Screw the M5x12 fastpin, in order to stop the movement of HN63C clamping.

Visser la goupille filée M5x12 afin d'arreter le mouvement du dispositif HN63C.

Avvitare la spina filettata M5x12 in modo di fermare il senso rotatorio del giunto HN63C.

Atornillar la clavija roscada M5x12, a fin de parar el movimiento del dispositivo HN63C.

拧紧 M5X12 快动销以阻止 HN63C 夹头的移动



4—Zur Montage und Demontage der HSK63A-Werkzeuge, schrauben Sie mit dem 5mm-Inbusschlüssel im Uhrzeiger- und Gegenuhrzeigersinn die Klemmschraube auf den HN63C-Spannzylinder auf und zu.

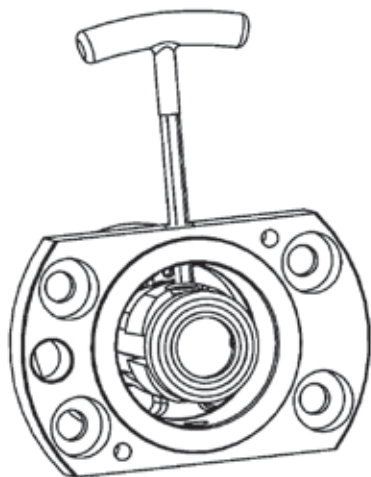
To assemble and disassemble the HSK63A tools it's necessary to operate in clock-and underclockwise with a 5mm set screw wrench on the fastening screw of the HN63C clamping.

Pour le montage et le positionnement des outils HSK63A tourner dans le sens des aiguilles d'une montre et bloquer avec la clé 6 pans de 5mm la vis de serrage placée sur le dispositif de blocage HM63C. Faire l'inverse pour le démontage.

Per il montaggio e smontaggio utensili HSK63A agire, in senso orario ed antiorario, con chiave a brugola ob 5 mm alla vite di chiusura situata sul giunto di bloccaggio HN63C.

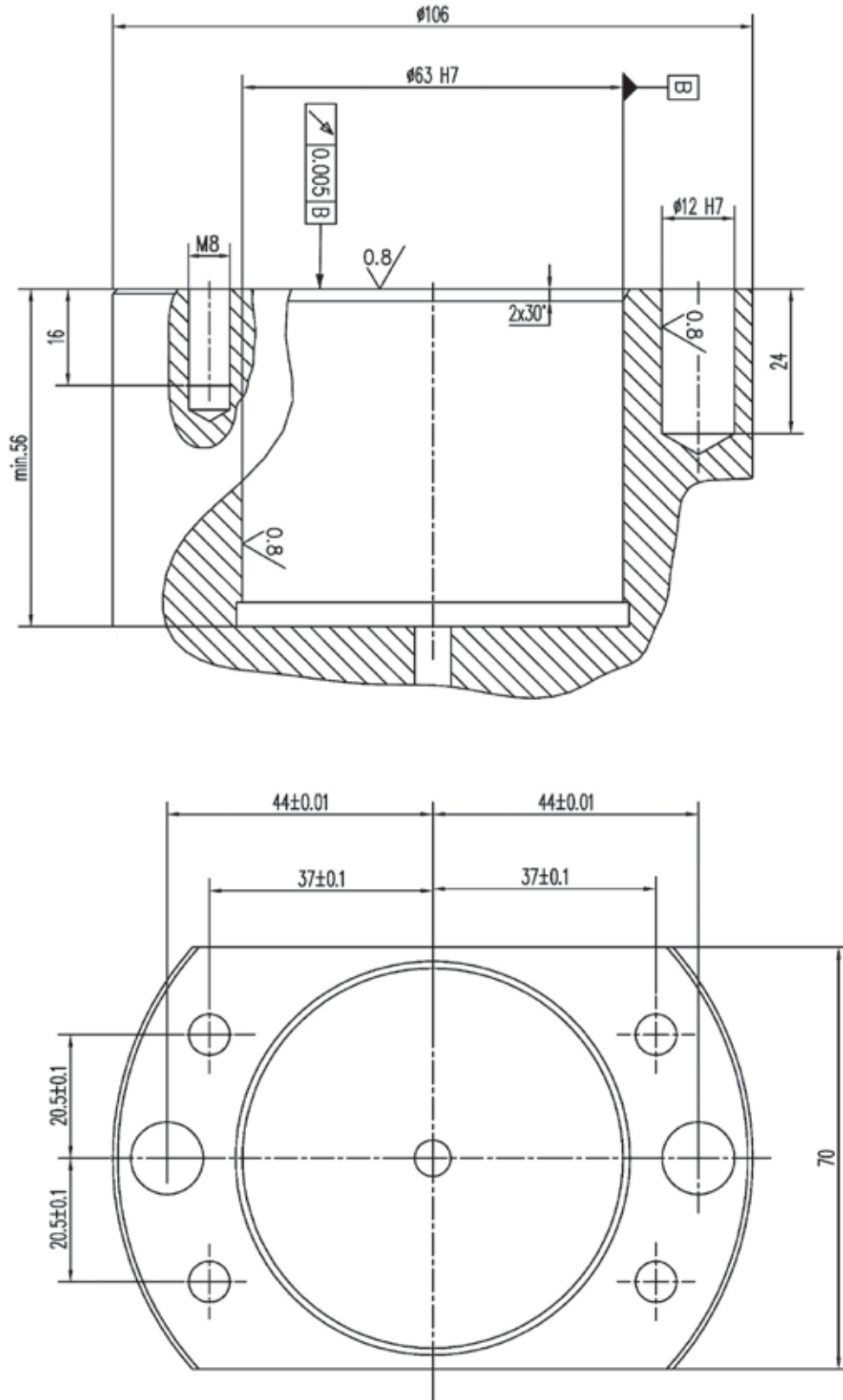
Para el montaje y el desmontaje de las herramientas HSK63A es necesario actuar en sentido horario y antihorario con una llave de 5mm sobre el tornillo de apriete situado sobre el dispositivo de bloqueo HN63C.

装配和拆卸 HSK63A 刀具。在 HN63C 夹头的紧固螺丝上用一个 5mm 的拧紧扳手套顺时针以及逆时针工作是必要的。



SEAT FOR THE H63ABSL-ADAPTER

SITZ FÜR DEN H63ABSL-EINSATZ SEDE PER LA BUSSOLA H63ABSL
 SEDE PARA EL CASQUILLO H63ABSL SIEGE POUR L'ADAPTEUR H63ABSL
 ГНЕЗДО ДЛЯ H63ABSL-АДАПТЕРА H63ABSL 适配器底座





HSK DIN69893 TOOLS AND TOOLHOLDERS

HSK-T

All HSK tools and toolholders are manufactured according to DIN norm.
CONE'S TOLERANCE According to DIN 69893
DRIVE KEY'S TOLERANCE

The so-called ICTM tolerance was born to reduce the positive allowance between the spindle drive key and the holder key slot. The ICTM tolerance applied on these products to the drive key gives them a great capacity of precision. The advantages of standard ICTM are multiple: excellent repeatability of change tool positioning, maximum error +/-0,005 giving the cutting edge always the same position, it permits a perfect tool interchangeability, it eliminates vibrations.

- Manufactured with casehardening Steel
- Casehardened with depth 0,4-0,5 mm
- Hardened-Tempered-Black oxidized
- Hardness HRC 58+-2, strength 800-1000 N/mm2
- Internal and external grinding finish
- Working of the front side (tool seat)
- Taking up drive keys to ICTM tolerance
- Tested 100% with certified measuring instruments



UTENSILI E PORTAUTENSILI CON ATTACCO HSK DIN69893

HSK-T

Tutti gli utensili e portautensili con attacco HSK vengono prodotti secondo le normative DIN.
TOLLERANZE DEL CONO Prodotti secondo DIN 69893
TOLLERANZE CHIAVETTE DI TRASCINAMENTO

La tolleranza definita ICTM è sorta per ridurre al minimo il gioco di accoppiamento tra il tassello di trascinamento /posizionamento, posizionato sulle macchine utensili, e la sede del portautensile/utensile. Le tolleranze ICTM applicate in questi prodotti sulle sedi del tassello di posizionamento danno allo stesso notevoli caratteristiche di alta precisione. I vantaggi che ne conseguono dello standard ICTM sono diversi: ottima ripetibilità di posizionamento del cambio utensile, errore massimo +/-0,005 mm dando al tagliente sempre la stessa posizione, perfetta intercambiabilità dell'utensile, eliminazione delle vibrazioni.

- Costruiti in acciaio da cementazione legato
- Cementati con profondità 0,4-0,5 mm
- Temprati-rinvenuti-bruniti
- Durezza HRC 58+-2 resistenza 800-1000 N/mm2
- Finitura di rettifica interna-esterna
- Lavorazione della parte anteriore (sede utensile)
- Ripresa sedi tassello di trascinamento a tolleranze ICTM
- Collaudati 100% con strumenti di misura certificati



HSK - AUFNAHMEN UND WERKZEUGHALTER NACH DIN69893

HSK-T

Alle HSK - Aufnahmen und Werkzeughalter werden nach den DIN-Normen angefertigt.
KEGELSCHAFTTOLERANZEN Nach DIN 69893 angefertigt.
PASSFEDERTOLERANZEN

Nach den ICTM-Toleranzen angefertigt. Wenn die ICTM-Toleranz eingehalten wird, ist das Kupplungsspiel zwischen der Paßfeder an den Werkzeugmaschinen und dem Werkzeughaltersitz auf das Minimum reduziert. Die ICTM-Toleranzen, die bei diesen Produkten an den Paßfedersitzen eingehalten werden, versichern Höchstpräzision. Weitere Vorteile sind: sehr gute Wiederholbarkeit der Positionierung beim Werkzeugwechsel, höchster Fehler +/- 0,005 mm bei der gleichen Position der Schneide, sehr guter Werkzeugwechsel, Beseitigung der Vibrationen.

- aus Einsatzstahl angefertigt
- in Einsatzhärtetiefe von 0,4-0,5 mm
- gehärtet, angelassen, brüniert
- Härte HRC 58+-2, Festigkeit 800-1000 N/mm2
- inneres, äußeres Schleifen
- Vorderseite (Werkzeugsitz) bearbeitet
- Fertigbearbeitung der Paßfedersitze nach den ICTM-Toleranzen
- 100% durch zertifizierte Meßinstrumente geprüft



HERRAMIENTAS Y PORTAHERRAMIENTAS CON MANGO HSK DIN 69893

HSK-T

Todas las herramientas y los portaherramientas con mango HSK están producidos de acuerdo con las normativas DIN.
TOLERANCIA DEL CONO Producidos de acuerdo con DIN 69893
TOLERANCIA DE LAS CHAVETAS DE ARRASTRE

La tolerancia definida ICTM ha nacido para minimizar la holgura en acoplamiento entre el pasador de arrastre/posicionamiento, posicionado sobre las maquinas herramientas, y la sede del portaherramientas. Las tolerancias ICTM aplicadas en esos productos sobre las sedes del pasador de posicionamiento dan al mismo pasador características notables de alta precisión. Las ventajas del estándar ICTM son diferentes: optima repetibilidad de posicionamiento del cambio herramientas, máximo error +/- 0,005 mm dando al filo de corte siempre la misma posición, perfecta intercambiabilidad de la herramienta, eliminación de las vibraciones.

- Construidos en acero de cementado
- Cementados con profundidad 0,4-0,5 mm
- Templados-Revenidos-Pavonados
- Dureza HRC 58+-2 resistencia 800-1000 N/mm2
- Rectificado de acabado interior y exterior
- Mecanizado de la parte anterior (sede herramienta)
- Mecanizado de las sedes del pasador de arrastre a tolerancias ICTM
- Testados 100% con instrumentos de medida certificados

TECHNICAL FEATURES



OUTILS ET PORTE-OUTILS AVEC ATTACHEMENT HSK DIN69893

HSK-T

Tous les outils et porte-outils avec attachement HSK sont fabriqués selon les normes DIN.

TOLERANCE DU CONE

Fabriqués selon DIN 69893

TOLERANCE DE LA CLAVETTE D'ENTRAINEMENT

La tolérance ICTM est née afin de réduire le jeu de couplage entre la cheville d'entraînement/mise en place, positionnée sur les machines outils, et le siège du porte-outil/outil. Les tolérances ICTM appliquées pour ces produits sur le siège de la cheville de mise en place (clavettes) leur donnent des caractéristiques remarquables de haute précision. Les avantages du standard ICTM qui s'ensuivent sont différents: répétitivité de positionnement du porte-outil, erreur +/-0,005 mm maximum avec la plaquette toujours au même endroit, très bonne interchangeabilité de l'outil et l'élimination des vibrations.

- Produits en acier cimenté alié
- Cémentés avec profondeur 0,4-0,5 mm
- Tempré-Revenus-brunis
- Dureté HRC 58+-2 résistance 800-1000 N/mm2
- Finition de rectification intérieure, extérieure
- Finition de la face de référence de l'outil
- Finition des sièges de la cheville d'entraînement selon tolérance ICTM
- Contrôlés à 100% avec des instruments de mesure certifiés



ДЕРЖАВКИ И РЕЗЦЕДЕРЖАТЕЛИ С ХВОСТОВИКОМ HSK

HSK-T

Все державки и резцедержатели Kintek произведены согласно стандарту DIN.

ТОЧНОСТЬ КОНУСА

Соответствует классу DIN 69893

ТОЧНОСТЬ УСТАНОВКИ В ПРИВОДНОЙ ГОЛОВЕ (точность шпоночного паза)

Согласно нормам системы ICTM, поле допуска приводной шпонки и канавки резцедержателя меньше, чем в стандартной системе. Соблюдение требований ICTM позволяет получить высокоточное соединение. К преимуществам данной системы относятся: отличная повторяемость позиционирования режущей кромки при смене инструмента, максимальная ошибка позиционирования режущей кромки +/- 0,005. Это позволяет получить хорошую взаимозаменяемость инструмента и исключить вибрации.

- Изготовлены из стали с последующей цементацией
- Цементация на глубину 0,4 - 0,5 мм
- Оправки подвергнуты закалке и отпуску. Защитно-декоративное покрытие черного цвета.
- Твердость 58+-2 HRC, прочность 800-1000 Н/мм2
- Шлифованные внешние и внутренние диаметры
- Точность приводных шпонок станка должна быть по стандарту ICTM
- Каждая оправка испытана на сертифицированном оборудовании



HSK DIN69893 工具及刀柄

HSK-T

所有 HSK 工具和刀柄均根据 DIN 标准制造。

锥的误差

符合 DIN 69893。

锥柄的误差

所谓的 ICTM 误差, 旨在减少主轴锥柄与刀柄键槽之间的正公差。将 ICTM 误差应用于这些产品上的锥柄, 可使其达到很高的精度。ICTM 标准的好处众多: 工具更换定位具有高度可重复性, 最高 +/-0,005 的误差使得切削边缘总是位于同一个位置, 这样可达到完美的工具互换, 同时还减少了震动。







- 采用表面硬化钢材制造
- 硬化深度达 0,4 - 0,5 毫米。
- 经过硬化及回火处理。黑色氧化。
- 硬度达 HRC 58+-2, 强度达 800-1000 N/平方毫米。
- 内部及外部表面打磨处理。
- 在 (工具座) 正面工作。
- 适用于 ICTM 误差的锥柄。
- 100% 使用经过认证的测量工具检测过。

www.kintek.it

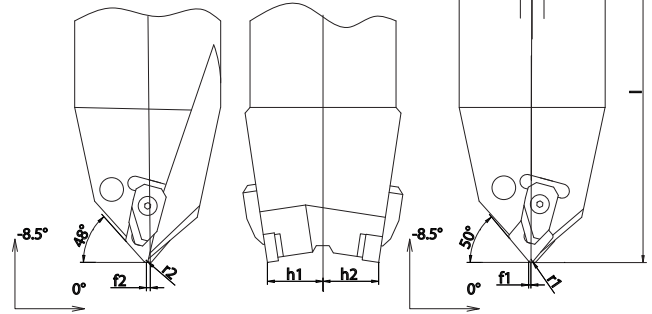


DCM12DDM15






CODE N.	d1	l	f1	r1	h1	f2	r2	h2	INSERTS N.1	INSERTS N.2
H63TDCM12DDM15-100	63	100	0.9	0.8	20	0.9	0.8	20	CN..1204..	DN..1506..
H63TDCM12DDM15-145	63	145	0.9	0.8	20	0.9	0.8	20	CN..1204..	DN..1506..

SUPPORT PAD - 1	SUPPORT PAD - 2	SHIM PIN	CLAMP	SPRING	SCREW
					
SPCN12	SPDN15	SP02	STF12L-M	M2	VT22
SPCN12	SPDN15	SP02	STF12L-M	M2	VT22

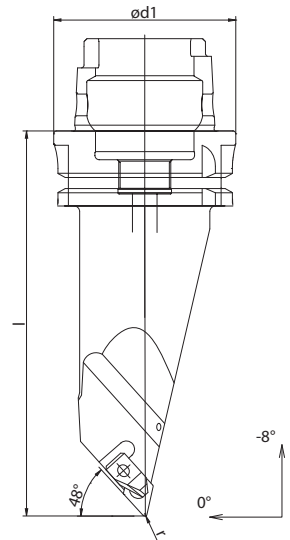
ICTM standard (HSK-T)
ICTM estándar (HSK-T)
ICTM стандарт (HSK-T)
ICTM 标准 (HSK-T)







DDMNL

CODE N.	d1	l	r	INSERTS N.	SUPPORT PAD	SHIM PIN	CLAMP	SPRING	SCREW
H63TDDMNL15-100	63	100	0.8	DN.1506..					
H63TDDMNL15-145	63	145	0.8	DN.1506..	SPDN15	SP02	STF12L	M2	VT22
H100TDDMNL15-160	100	160	0.8	DN.1506..	SPDN15	SP02	STF12L	M2	VT22

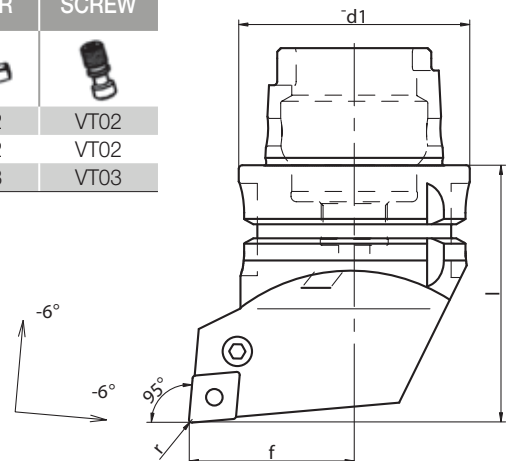
ICTM standard (HSK-T)
ICTM estándar (HSK-T)
ICTM стандарт (HSK-T)
ICTM 标准 (HSK-T)



PCLN

CODE N.	d1	l	f	r	INSERTS N.	SUPPORT PAD	SHIM PIN	LEVER	SCREW
H63TPCLNL/R12	63	70	45	0.8	CNM.1204..				
H100TPCLNL/R12	100	90	65	0.8	CNM.1204..	SPCN12	SP02	LV02	VT02
H100TPCLNL/R16	100	90	65	0.8	CNM.1606..	SPCN16	SP03	LV03	VT03

ICTM standard (HSK-T)
ICTM estándar (HSK-T)
ICTM стандарт (HSK-T)
ICTM 标准 (HSK-T)



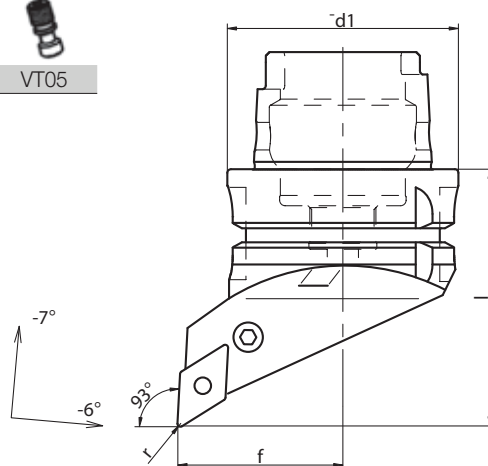
HSK HOLDERS AND TOOLHOLDERS (ICTM STANDARD)

PDJN

CODE N.	d1	l	f	r	INSERTS N.	SUPPORT PAD	SHIM PIN	LEVER	SCREW
H63TPDJNL/R15	63	70	45	0.8	DNM.1506..	SPDN15	SP02	LV05	VT05



ICTM standard (HSK-T)
ICTM estándar (HSK-T)
ICTM стандарт (HSK-T)
ICTM 标准 (HSK-T)

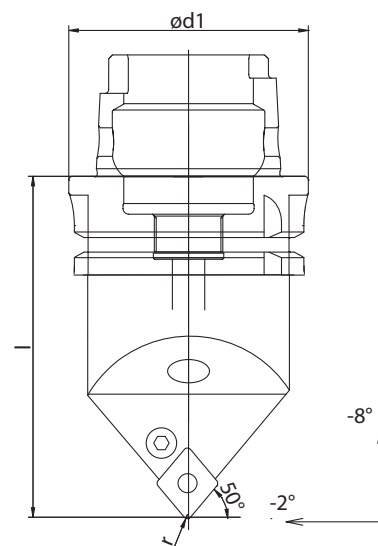


PCMNR

CODE N.	d1	l	r	INSERTS N.	SUPPORT PAD	SHIM PIN	LEVER	SCREW
H63TPCMNR12-90	63	90	0.8	CN.1204..	SPCN12	SP02	LV02	VT02
H63TPCMNR12-100	63	100	0.8	CN.1204..	SPCN12	SP02	LV02	VT02
H63TPCMNR12-145	63	145	0.8	CN.1204..	SPCN12	SP02	LV02	VT02



ICTM standard (HSK-T)
ICTM estándar (HSK-T)
ICTM стандарт (HSK-T)
ICTM 标准 (HSK-T)

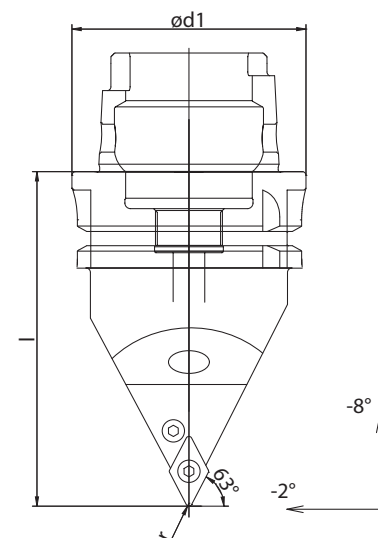


PDNNR

CODE N.	d1	l	r	INSERTS N.	SUPPORT PAD	SHIM PIN	LEVER	SCREW
H63TPDNNR15-90	63	90	0.8	DN.1506..	SPDN15	SP02	LV05	VT05
H63TPDNNR15-100	63	100	0.8	DN.1506..	SPDN15	SP02	LV05	VT05
H63TPDNNR15-145	63	145	0.8	DN.1506..	SPDN15	SP02	LV05	VT05
H100TPDNNR15-160	100	160	0.8	DN.1506..	SPDN15	SP02	LV05	VT05

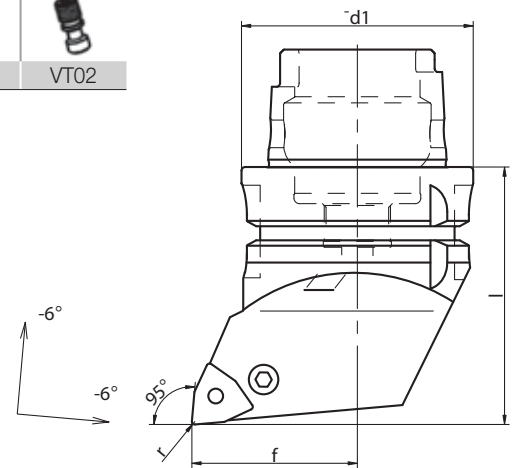


ICTM standard (HSK-T)
ICTM estándar (HSK-T)
ICTM стандарт (HSK-T)
ICTM 标准 (HSK-T)



PWLN

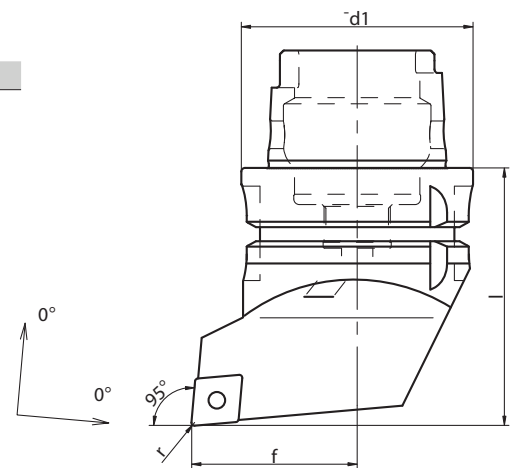
CODE N.	d1	l	f	r	INSERTS N.	SUPPORT PAD	SHIM PIN	LEVER	SCREW
H63TPWLN/L/R08	63	70	45	0.8	WN..0804..	SPWN08	SP02	LV02	VT02



ICTM standard (HSK-T)
 ICTM estándar (HSK-T)
 ICTM стандарт (HSK-T)
 ICTM 标准 (HSK-T)

SCLC

CODE N.	d1	l	f	r	INSERTS N.	SUPPORT PAD	BUSH	SCREW
H63TSCLCL/R12	63	70	45	0.8	CC..1204..	SPCC12	VTA01	TR4



ICTM standard (HSK-T)
 ICTM estándar (HSK-T)
 ICTM стандарт (HSK-T)
 ICTM 标准 (HSK-T)

follow us on



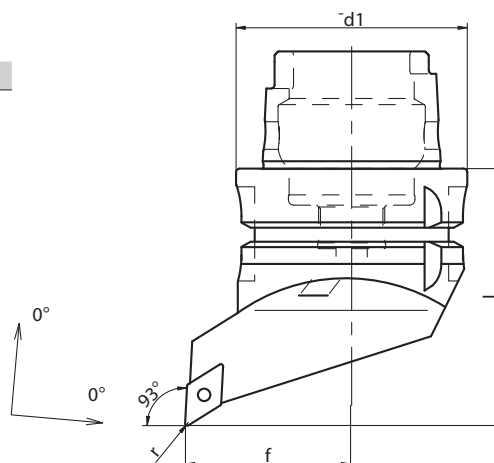
www.kintek.it

SDJC

CODE N.	d1	l	f	r	INSERTS N.	SUPPORT PAD	BUSH	SCREW
H63TSDJCL/R11	63	70	45	0.8	DC..11T3..	SPDC11	VTA02	TR8



ICTM standard (HSK-T)
ICTM estándar (HSK-T)
ICTM стандарт (HSK-T)
ICTM 标准 (HSK-T)

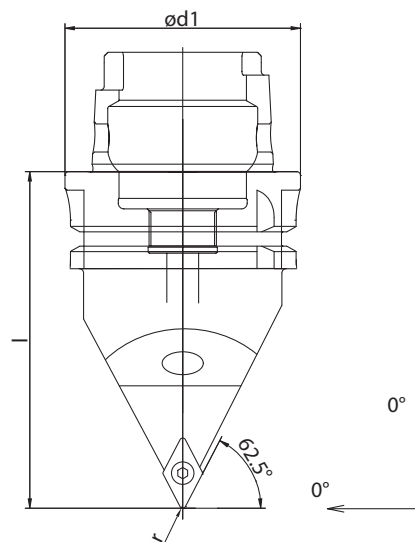


SDNCN

CODE N.	d1	l	r	INSERTS N.	SUPPORT PAD	BUSH	SCREW
H63TSDNCN11-145	63	145	0.8	DC..11T3..	SPDC11	VTA02	TR8



ICTM standard (HSK-T)
ICTM estándar (HSK-T)
ICTM стандарт (HSK-T)
ICTM 标准 (HSK-T)

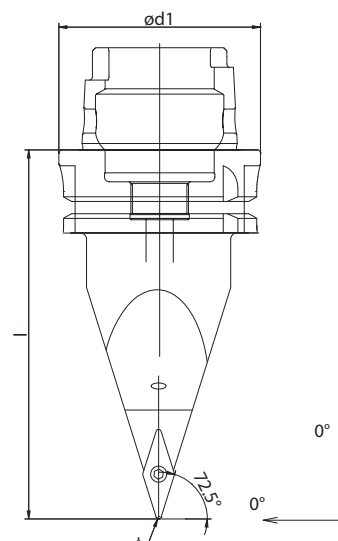


SVVCN




CODE N.	d1	l	r	INSERTS N.	SUPPORT PAD	BUSH	SCREW
H63TSVVCN16-90	63	90	0.8	VC..1604..	SPVC16	VTA02	TR8
H63TSVVCN16-145	63	145	0.8	VC..1604..	SPVC16	VTA02	TR8



ICTM standard (HSK-T)
ICTM estándar (HSK-T)
ICTM стандарт (HSK-T)
ICTM 标准 (HSK-T)

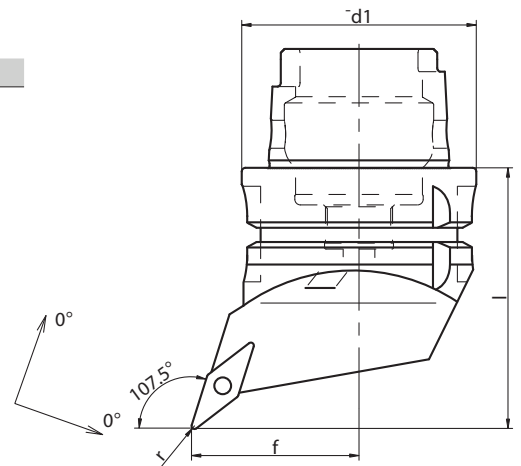


SVHC




CODE N.	d1	l	f	r	INSERTS N.	SUPPORT PAD	BUSH	SCREW
H63TSVHCL/R16	63	70	45	0.8	VC..1604..			
						SPVC16	VTA02	TR8



ICTM standard (HSK-T)
 ICTM estándar (HSK-T)
 ICTM стандарт (HSK-T)
 ICTM 标准 (HSK-T)

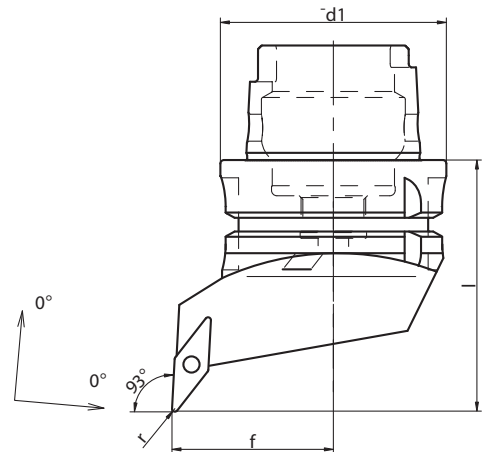


SVJC




CODE N.	d1	l	f	r	INSERTS N.	SUPPORT PAD	BUSH	SCREW
H63TSVJCL/R16	63	75	45	0.8	VC..1604..			
						SPVC16	VTA02	TR8



ICTM standard (HSK-T)
 ICTM estándar (HSK-T)
 ICTM стандарт (HSK-T)
 ICTM 标准 (HSK-T)

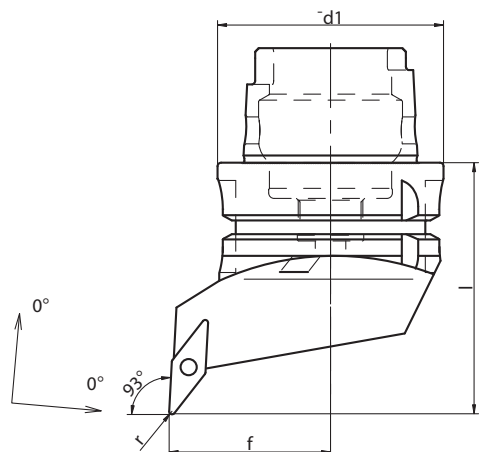


SVJB

CODE N.	d1	l	f	r	INSERTS N.	SUPPORT PAD	BUSH	SCREW
H63TSVJBL/R16	63	75	45	0.8	VB..1604..			
						SPVC16	VTA02	TR8



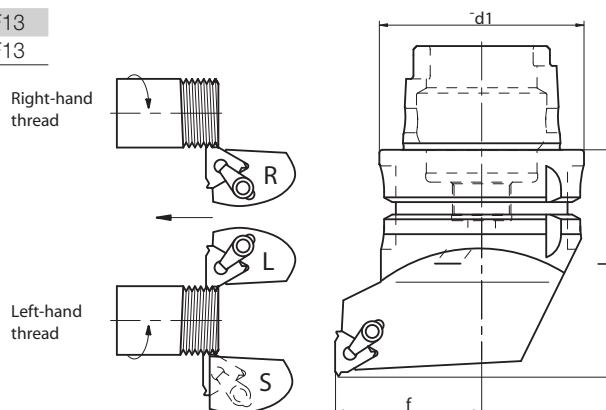
ICTM standard (HSK-T)
 ICTM estándar (HSK-T)
 ICTM стандарт (HSK-T)
 ICTM 标准 (HSK-T)



HSK HOLDERS AND TOOLHOLDERS (ICTM STANDARD)

THE

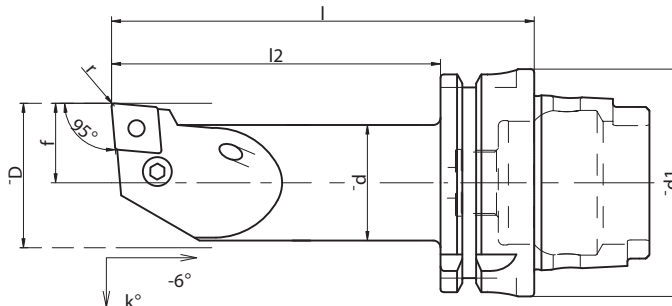
CODE N.	d1	l	f	r	SUPPORT PAD	SCREW	CLAMP
H63TTHEL16	63	70	45	16EL	SPTF16	VT26	STF13
H63THER16	63	70	45	16ER	SPTF16	VT26	STF13



ICTM standard (HSK-T)
ICTM estándar (HSK-T)
ICTM стандарт (HSK-T)
ICTM 标准 (HSK-T)

PCLN

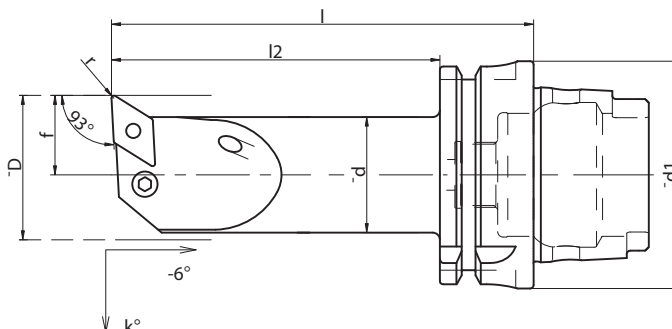
CODE N.	d1	d	l	l2	f	k°	D	r	INSERTS N.	SUPPORT PAD	SHIM PIN	LEVER	SCREW
H63T25PCLNL/R12	63	25	100	74	17	-12	32	0.8	CNM.1204..	-	-	LV02	VT11
H63T32PCLNL/R12	63	32	120	94	22	-10	40	0.8	CNM.1204..	SPCN12	SP02	LV02	VT02
H63T40PCLNL/R12	63	40	140	114	27	-10	50	0.8	CNM.1204..	SPCN12	SP02	LV02	VT02



ICTM standard (HSK-T)
ICTM estándar (HSK-T)
ICTM стандарт (HSK-T)
ICTM 标准 (HSK-T)

PDUN

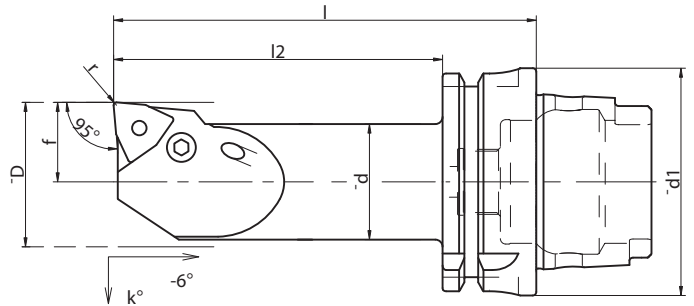
CODE N.	d1	d	l	l2	f	k°	D	r	INSERTS N.	SUPPORT PAD	SHIM PIN	LEVER	SCREW
H63T32PDUNL/R15	63	32	120	94	22	-15	40	0.8	DN..1506..	SPDN15	SP02	LV05	VT05
H63T40PDUNL/R15	63	40	140	114	27	-12	50	0.8	DN..1506..	SPDN15	SP02	LV05	VT05



ICTM standard (HSK-T)
ICTM estándar (HSK-T)
ICTM стандарт (HSK-T)
ICTM 标准 (HSK-T)

PWLN

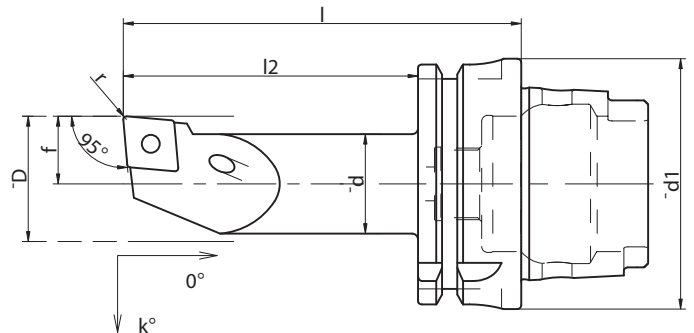
CODE N.	d1	d	l	l2	f	k°	D	r	INSERTS N.	SUPPORT PAD	SHIM PIN	LEVER	SCREW
H63T25PWLN/R08	63	25	100	74	17	-12	32	0.8	WN..0804..	-	-	LV02	VT11
H63T32PWLN/R08	63	32	120	94	22	-12	40	0.8	WN..0804..	SPWN08	SP02	LV02	VT02
H63T40PWLN/R08	63	40	140	114	27	-10	50	0.8	WN..0804..	SPWN08	SP02	LV02	VT02



ICTM standard (HSK-T)
ICTM estándar (HSK-T)
ICTM стандарт (HSK-T)
ICTM 标准 (HSK-T)

SCLC

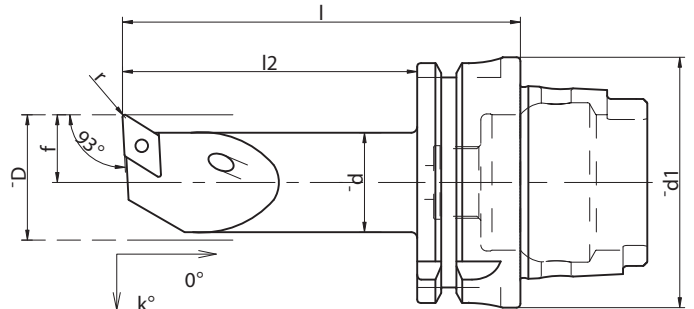
CODE N.	d1	d	l	l2	f	k°	D	r	INSERTS N.	SUPPORT PAD	BUSH	SCREW
H63T20SCLC/R09	63	20	85	59	13	-8	25	0.8	CC..09T3..	--	--	TR12
H63T25SCLC/R12	63	25	100	74	17	-5	32	0.8	CC..1204..	--	--	TR13



ICTM standard (HSK-T)
ICTM estándar (HSK-T)
ICTM стандарт (HSK-T)
ICTM 标准 (HSK-T)

SDUC

CODE N.	d1	d	l	l2	f	k°	D	r	INSERTS N.	SUPPORT PAD	BUSH	SCREW
H63T20SDUC/R11	63	20	85	59	13	-8	25	0.8	DC..11T3..	-	-	TR12
H63T25SDUC/R11	63	25	100	74	17	-5	32	0.8	DC..11T3..	-	-	TR14
H63T32SDUC/R11	63	32	120	94	22	-5	40	0.8	DC..11T3..	SPDC11	VTA02	TR8

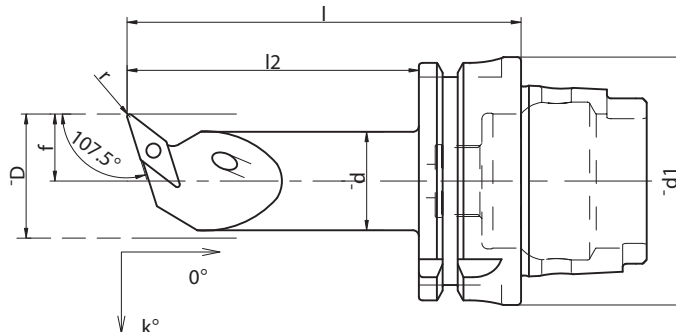


ICTM standard (HSK-T)
ICTM estándar (HSK-T)
ICTM стандарт (HSK-T)
ICTM 标准 (HSK-T)

HSK HOLDERS AND TOOLHOLDERS (ICTM STANDARD)

SVQB

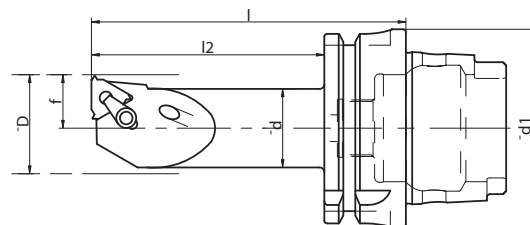
CODE N.	d1	d	l	l2	f	k°	D	r	INSERTS N.	SUPPORT PAD	BUSH	SCREW
H63T32SVQBL/R16	63	32	120	94	22	-10	40	0.8	VB..1604..	SPVC16	VTA02	TR8
H63T40SVQBL/R16	63	40	140	114	27	-10	50	0.8	VB..1604..	SPVC16	VTA02	TR8



ICTM standard (HSK-T)
ICTM estándar (HSK-T)
ICTM стандарт (HSK-T)
ICTM 标准 (HSK-T)

THE

CODE N.	d1	d	l	l2	f	D	INSERTS N.	SUPPORT PAD	SCREW	CLAMP
H63T20THEL16	63	20	85	59	14	25	16IL	SPTF16	VT26	STF13
H63T20THER16	63	20	85	59	14	25	16IR	SPTF16	VT26	STF13

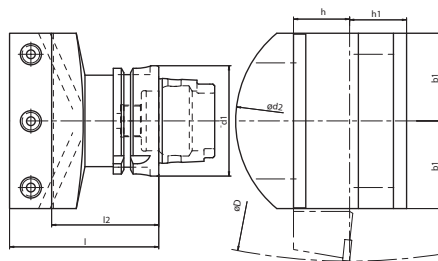


ICTM standard (HSK-T)
ICTM estándar (HSK-T)
ICTM стандарт (HSK-T)
ICTM 标准 (HSK-T)

RADIAL TOOLHOLDER

RADIAL WERKZEUGHALTER PORTAUTENSILE RADIALE
PORTAHERRAMIENTAS RADIAL PORTE-OUTIL RADIAL
РЕЗЦЕДЕРЖАТЕЛИ РАДИАЛЬНЫЕ 径向刀柄

DIN 69893 T



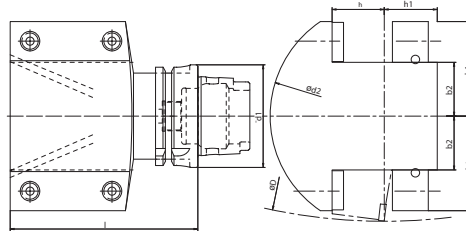
CODE N.	DESCRIPTION	d1	d2	D	b1	h	h1	l	l2
141-11408	H63TRAD32/25	63	130	340	50	32/25	32.5	85	50
141-11609	H100TRAD32/32	100	135	340	52,5	32	32,5	97	65

ICTM standard (HSK-T) - ICTM estándar (HSK-T) - ICTM стандарт (HSK-T) - ICTM 标准 (HSK-T)

AXIAL TOOLHOLDER

AXIAL WERKZEUGHALTER PORTAUTENSILE ASSIALE
 PORTAHERRAMIENTAS AXIAL PORTE-OUTIL AXIAL
 РЕЗЦЕДЕРЖАТЕЛИ ОСЕВЫЕ 轴向刀柄

DIN 69893 T



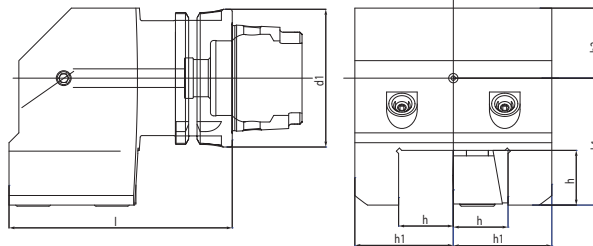
CODE N.	DESCRIPTION	d	d2	D	b1	b2	h	h1	l
142-11405	H63TAX25/32	63	110	305	40	15	32/25	26.5	120
142-11406	H63TAX32/25	63	140	340	58	33	32/25	32.5	120

ICTM standard (HSK-T) - ICTM estándar (HSK-T) - ICTM стандарт (HSK-T) - ICTM 标准 (HSK-T)

AXIAL TOOLHOLDER

AXIAL WERKZEUGHALTER PORTAUTENSILE ASSIALE
 PORTAHERRAMIENTAS AXIAL PORTE-OUTIL AXIAL
 РЕЗЦЕДЕРЖАТЕЛИ ОСЕВЫЕ 轴向刀柄

DIN 69893 T



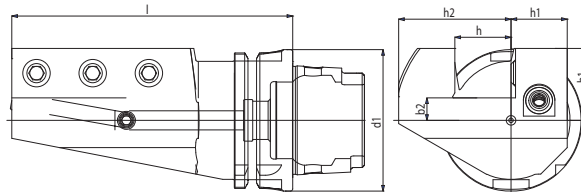
CODE N.	DESCRIPTION	d1	b1	b2	h	h1	l
142-11402	H63TAD25R	63	58	32	25	45	102

ICTM standard (HSK-T) - ICTM estándar (HSK-T) - ICTM стандарт (HSK-T) - ICTM 标准 (HSK-T)

AXIAL TOOLHOLDER

AXIAL WERKZEUGHALTER PORTAUTENSILE ASSIALE
 PORTAHERRAMIENTAS AXIAL PORTE-OUTIL AXIAL
 РЕЗЦЕДЕРЖАТЕЛИ ОСЕВЫЕ 轴向刀柄

DIN 69893 T



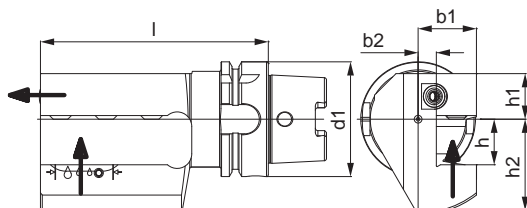
CODE N.	DESCRIPTION	d1	b1	b2	h	h1	h2	l
142-21401	H63TA25L	63	32	10	25	25	50	125
142-11403	H63TA25R	63	32	10	25	25	50	125
142-21604	HSK100TSL25X25	100	55	33	25	30	55	160
142-11603	HSK100TSR25X25	100	55	33	25	30	55	160
142-21603	HSK100TSL32X32	100	53	25	32	30	62	189
142-11604	HSK100TSR32X32	100	53	25	32	30	62	189

ICTM standard (HSK-T) - ICTM estándar (HSK-T) - ICTM стандарт (HSK-T) - ICTM 标准 (HSK-T)

AXIAL TOOLHOLDER

AXIAL WERKZEUGHALTER PORTAUTENSILE ASSIALE
 PORTA-HERRAMIENTAS AXIAL PORTE-OUTIL AXIAL
 РЕЗЦЕДЕРЖАТЕЛИ ОСЕВЫЕ 轴向刀柄

DIN 69893 - HSK63T

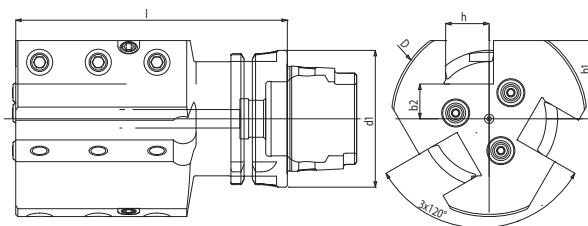


CODE N.	DESCRIPTION	d1	b1	b2	h	h1	h2	l
142-21401-IC	H63TA25L-IC	63	32	10	25	25	50	125
142-11403-IC	H63TA25R-IC	63	32	10	25	25	50	125

AXIAL TOOLHOLDER

AXIAL WERKZEUGHALTER PORTAUTENSILE ASSIALE
 PORTA-HERRAMIENTAS AXIAL PORTE-OUTIL AXIAL
 РЕЗЦЕДЕРЖАТЕЛИ ОСЕВЫЕ 轴向刀柄

DIN 69893 T



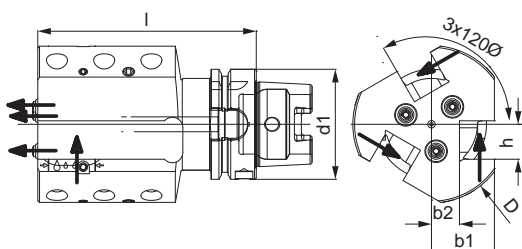
CODE N.	DESCRIPTION	d1	D	b1	b2	h	l
142-21402	H63TAT20L	63	90	36	16	20	125
142-11404	H63TAT20R	63	90	36	16	20	125

ICTM standard (HSK-T) - ICTM estándar (HSK-T) - ICTM стандарт (HSK-T) - ICTM 标准 (HSK-T)

AXIAL TOOLHOLDER

AXIAL TOOLHOLDER PORTAUTENSILE ASSIALE
 BARRAS DE MANDRINAR PORTE-OUTIL AXIAL
 РЕЗЦЕДЕРЖАТЕЛИ ОСЕВЫЕ 轴向刀柄

DIN 69893 - HSK63T

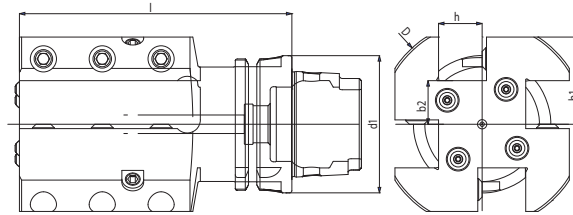


CODE N.	DESCRIPTION	d1	b1	b2	h	D	l
142-21402-IC	H63TAT20L-IC	63	36	16	20	90	125
142-11404-IC	H63TAT20R-IC	63	36	16	20	90	125

AXIAL TOOLHOLDER

AXIAL WERKZEUGHALTER PORTAUTENSILE ASSIALE
 PORTAHERRAMIENTAS AXIAL PORTE-OUTIL AXIAL
 РЕЗЦЕДЕРЖАТЕЛИ ОСЕВЫЕ 轴向刀柄

DIN 69893 T



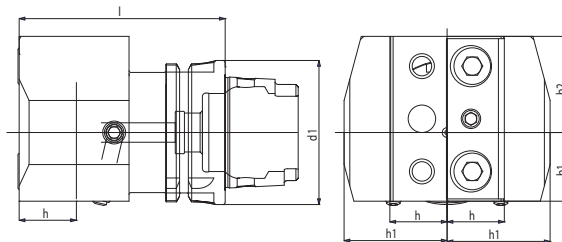
CODE N.	DESCRIPTION	d1	D	b1	b2	h	l
142-21403	H63TAQ20L	63	95	40	20	20	125
142-21404	H63TAQ20R	63	95	40	20	20	125

ICTM standard (HSK-T) - ICTM estándar (HSK-T) - ICTM стандарт (HSK-T) - ICTM 标准 (HSK-T)

RADIAL TOOLHOLDER

RADIAL WERKZEUGHALTER PORTAUTENSILE RADIALE
 PORTAHERRAMIENTAS RADIAL PORTE-OUTIL RADIAL
 РЕЗЦЕДЕРЖАТЕЛИ РАДИАЛЬНЫЕ 径向刀柄

DIN 69893 T



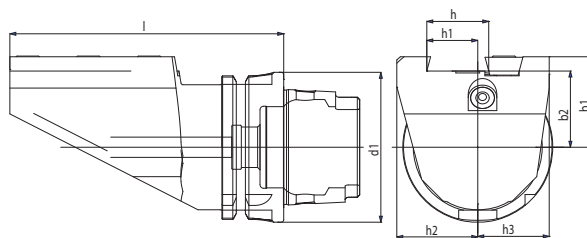
CODE N.	DESCRIPTION	d1	b1	b2	h	h1	l
141-11406	H63TRD25R	63	30	42	25	45	90
141-11602	H100TRD25R	100	20	65	25	57	146

ICTM standard (HSK-T) - ICTM estándar (HSK-T) - ICTM стандарт (HSK-T) - ICTM 标准 (HSK-T)

AXIAL TOOLHOLDER FOR CUT OFF TOOLS

AXIAL ABSTECHEMISSELHALTER PORTAUTENSILE ASSIALE PER LAMA DA TAGLIO
 IDENTIFICACION DE LOS PORTA-PLAQUITAS PARA EXTERIOR – MANGO HSK PORTE-OUTIL AXIAL DE TRONCONNAGE
 ДЕРЖАТЕЛИ ОСЕВЫЕ ДЛЯ ОТРЕЗНЫХ РЕЗЦОВ 用于切断工具的轴向刀柄

DIN 69893 T



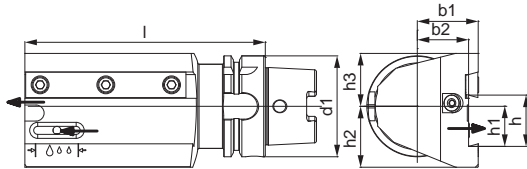
CODE N.	DESCRIPTION	d1	b1	b2	h	h1	h2	h3	l
147-51405	H63TSCA26L	63	38	32	26	21.4	34	30	115
147-51406	H63TSCA26R	63	38	32	26	21.4	34	30	115
147-51407	H63TSCA32L	63	38	32	32	25	38	33	150
147-51408	H63TSCA32R	63	38	32	32	25	38	33	150

ICTM standard (HSK-T) - ICTM estándar (HSK-T) - ICTM стандарт (HSK-T) - ICTM 标准 (HSK-T)

AXIAL TOOLHOLDER FOR CUT OFF TOOLS

AXIAL ABSTECHMEISSELHALTER PORTAUTENSILE ASSIALE PER LAMA DA TAGLIO
 IDENTIFICACION DE LOS PORTA-PLAQUITAS PARA INTERIOR – MANGO HSK PORTE-OUTIL AXIAL DE TRONCONNAGE
 ДЕРЖАТЕЛИ ОСЕВЫЕ ДЛЯ ОТРЕЗНЫХ РЕЗЦОВ 用于切断工具的轴向刀柄

DIN 69893 - HSK63T

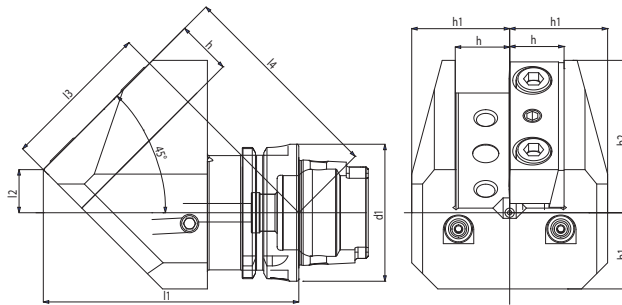


CODE N.	DESCRIPTION	d1	b1	b2	h	h1	h2	h3	l
147-51405-IC	H63TSCA26L-IC	63	38	32	26	21.4	34	30	115
147-51406-IC	H63TSCA26R-IC	63	38	32	26	21.4	34	30	115
147-51407-IC	H63TSCA32L-IC	63	38	32	32	25	38	33	150
147-51408-IC	H63TSCA32R-IC	63	38	32	32	25	38	33	150

45° TOOLHOLDER

45° WERKZEUGHALTER PORTAUTENSILE 45°
 PORTAHERRAMIENTAS 45° PORTE-OUTIL 45°
 РЕЗЦЕДЕРЖАТЕЛИ 45° 45° 刀柄

DIN 69893 T

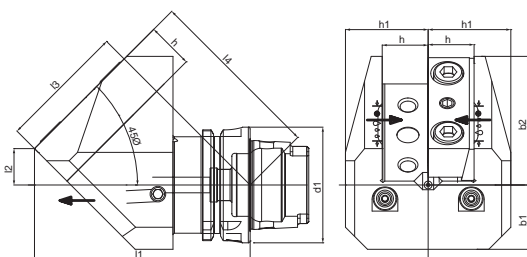


CODE N.	DESCRIPTION	d1	b1	b2	h	h1	l1	l2	l3	l4
141-11405	H63TARD25L	63	35	70	25	45	117.4	19.8	69	97
141-11603	H100TARD25L	100	53	73	25	57	139.5	0	98.6	98.6

45° TOOLHOLDER

45° WERKZEUGHALTER PORTAUTENSILE 45°
 PORTAHERRAMIENTAS 45° PORTE-OUTIL 45°
 РЕЗЦЕДЕРЖАТЕЛИ 45° 45° 刀柄

DIN 69893 - HSK63T



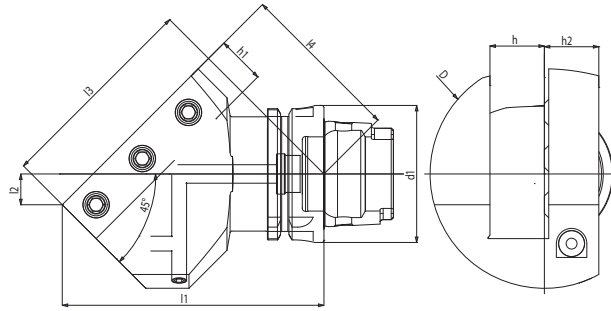
CODE N.	DESCRIPTION	d1	b1	b2	h	h1	l1	l2	l3	l4
141-11405-IC	H63TARD25L-IC	63	35	70	25	45	117.4	19.8	69	97

ICTM standard (HSK-T) - ICTM estándar (HSK-T) - ICTM стандарт (HSK-T) - ICTM 标准 (HSK-T)

45° TOOLHOLDER

45° WERKZEUGHALTER PORTAUTENSILE 45°
 PORTAHERRAMIENTAS 45° PORTE-OUTIL 45°
 РЕЗЦЕДЕРЖАТЕЛИ 45° 45° 刀柄

DIN 69893 T



CODE N.	DESCRIPTION	d1	D	h	h1	h2	l1	l2	l3	l4
141-11407	H63TAR25L	63	105	25	22	25	120	14.1	95	75
141-21401	H63TAR25R	63	105	25	22	25	120	14.1	95	75
141-11601	H100TAR25L	100	115	25	22	28	172.4	24	139	105

ICTM standard (HSK-T) - ICTM estándar (HSK-T) - ICTM стандарт (HSK-T) - ICTM 标准 (HSK-T)

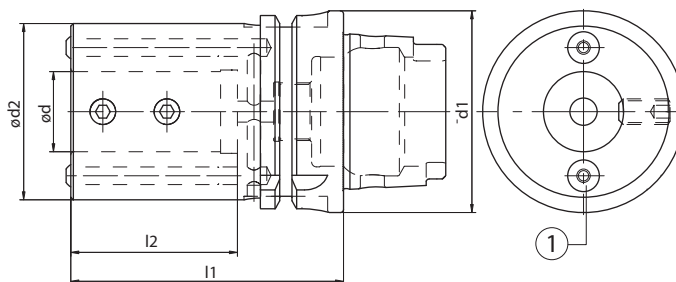
KINTEK®

COMPONENTI INNOVATIVI TECNOMECCANICI

AXIAL BORING BAR HOLDER

AXIAL BOHRSTANGENHALTER PORTAUTENSILE PER BARENI, ASSIALE
 PORTAHERRAMIENTAS PARA BARRAS, AXIAL PORTE-OUTIL POUR BARRES D'ALEPAGE AXIAL
 ДЕРЖАТЕЛИ ОСЕВЫЕ ДЛЯ РАСТОЧНЫХ РЕЗЦОВ 軸向鏜杆刀柄

DIN 69893 T



ICTM standard - ICTM estándar
ICTM стандарт - ICTM 标准

With internal and external coolant
 Con refrigerante interno ed esterno
 Con refrigeración interna y externa
 Mit Innen- und Außenkühlung
 Avec arrosage interne et externe
 С внутренним и внешним подводом СОЖ
 带内部及外部冷却剂

CODE N.	DESCRIPTION	d1	d	d2	l1	l2	COOLANT NOOSE
145-21201	H40TAX-E2x08	40	8	32	60	37	PWZ1008D8X06
145-21202	H40TAX-E2x10	40	10	34	60	37	PWZ1008D8X06
145-21203	H40TAX-E2x12	40	12	36	65	40	PWZ1008D8X06
145-21204	H40TAX-E2x16	40	16	40	70	42	PWZ1008D8X06
145-21205	H40TAX-E2x20	40	20	45	70	42	PWZ1008D10X7
145-21402	H63TAX-E2x08	63	8	32	70	40	PWZ1008D10X7
145-21403	H63TAX-E2x10	63	10	38	75	45	PWZ1008D10X7
145-21404	H63TAX-E2x12	63	12	40	75	45	PWZ1008D10x7
145-21406	H63TAX-E2x16	63	16	45	80	50	PWZ1008D10x7
145-21408	H63TAX-E2x20	63	20	50	80	50	PWZ1008D10X7
145-21409	H63TAX-E2x25	63	25	55	85	52	PWZ1008D10X7
145-21410	H63TAX-E2x32	63	32	72	95	58	PWZ1008D10X7
145-21411	H63TAX-E2x40	63	40	80	120	72	PWZ1008D12X8
145-21601	H100TAX-E2x25	100	25	55	85	48	PWZ1008D10X7
145-21602	H100TAX-E2x32	100	32	72	95	58	PWZ1008D12X8
145-21603	H100TAX-E2x40	100	40	80	110	73	PWZ1008D12X8
145-21604	H100TAX-E2x50	100	50	90	120	82	PWZ1008D12X8

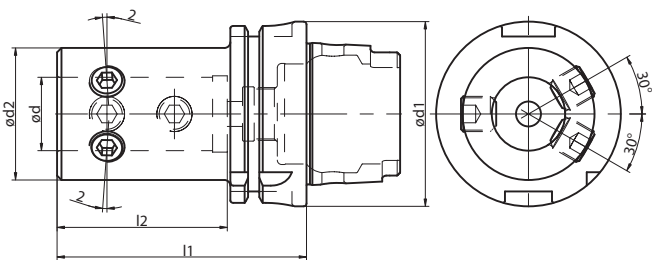


Accessories
 Accessori
 Zubehör
 Accesorios
 Accessoires
 Принадлежности
 零件
 pag. 368

AXIAL HOLDER FOR INDEXABLE INSERT DRILLS WITH INTERNAL COOLANT SUPPLY

AXIAL WERKZEUGHALTER FÜR WENDELPLATTENBOHRER MIT INNERER KÜHLMITTELZUFUHR
 PORTAHERRAMIENTAS PARA BROCAS PARA PLAQUITAS CON REFRIGERACION INTERNA, AXIAL
 ДЕРЖАТЕЛИ ОСЕВЫЕ ДЛЯ СВЕРЛ С СМП С ВНУТРЕННИМ ПОДВОДОМ СОЖ
 PORTAUTENSILE PER PUNTE AD INSERTI CON PASSAGGIO REFRIGERANTE INTERNO, ASSIALE
 PORTE-OUTIL POUR FORETS A PLAQUETTER AVEC ALIMENTATION INTERNE DU LIQUIDE D'ARROSAGE, AXIAL
 用于可转位浅孔钻的轴向刀柄带内部冷却剂

DIN 69893 T



ICTM standard - ICTM estándar
ICTM стандарт - ICTM 标准

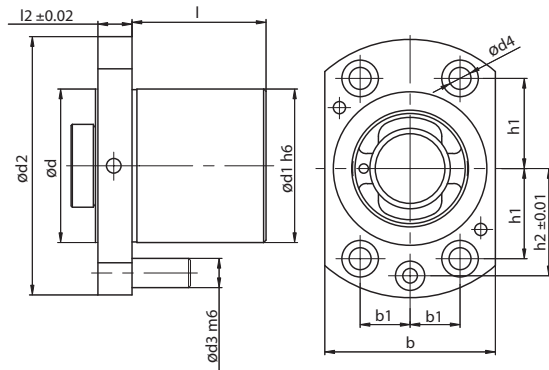
For weldon and whistle notch tools
 Per utensili weldon e whistle notch
 Para herramientas weldon y whistle-notch
 Für werkzeuge mit weldon oder whistle notch schaft
 Pour weldon et whistle notch outils
 Для инструмента с хвостовиком Weldon и Whistle Notch
 用于威尔登及侧固式工具

CODE N.	DESCRIPTION	d1	d	d2	l1	l2
145-11406	H63TAX-E1x16	63	16	36	80	54
145-11408	H63TAX-E1x20	63	20	40	80	54
145-11409	H63TAX-E1x25	63	25	45	85	59
145-11410	H63TAX-E1x32	63	32	52	90	63
145-11411	H63TAX-E1x40	63	40	65	105	73

ADAPTER WITH HSK ATTACHMENT

EINSÄTZE MIT HSK KUPPLUNG BUSSOLA CON ATTACCO HSK
 CASQUILLO CON MANGO HSK ADAPTEUR AVEC ATTAQUE HSK
 ПЕРЕХОДНИКИ С КРЕПЛЕНИЕМ HSK 帶 HSK 附件的适配器

DIN 69893 A+C



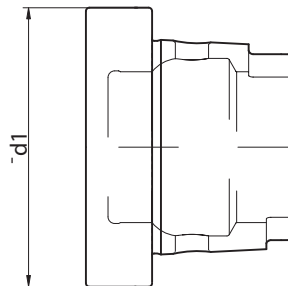
ICTM standard - ICTM estándar
 ICTM стандарт - ICTM 标准

CODE N.	D	D1	d2	d3	d4	l	l2	b	b1	h1	h2
H63TBSL	63	63	106	12	9	55	15	70	20.5	37	44

BLANKING PLUG

VERSCHLUSSDECKEL TAPPO DI PROTEZIONE
 TAPON DE PROTECCION BOUCHON DE PROTECTION
 ЗАГЛУШКИ 切断栓

DIN 69893 A+C

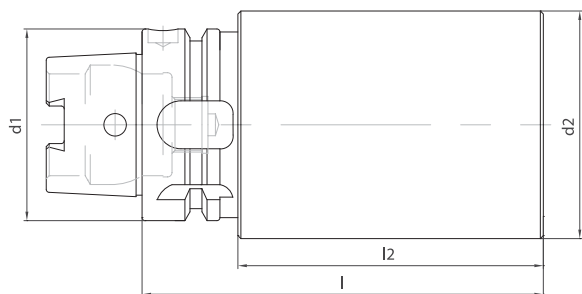


CODE N.	d1
H32ATP	32
H40ATP	40
H50ATP	50
H63ATP	63
H100ATP	100

BLANK TOOLHOLDER FOR SPECIAL TOOLS

ROHLINGE FÜR SONDERWERKZEUGE SEMILAVORATI PER UTENSILI SPECIALI
 SEMIACABADOS PARA HERRAMIENTAS ESPECIALES EBAUCHES POUR PORTE-OUTILS SPECIAUX
 ЗАГОТОВКИ ДЛЯ СПЕЦИАЛЬНЫХ РЕЗЦЕДЕРЖАТЕЛЕЙ 用于专用工具的切断刀柄

DIN 69893 T



ICTM standard - ICTM estándar
 ICTM стандарт - ICTM 标准

CODE N.	d1	d2	l	l2
H63T080190SML	63	80	190	158
H63T130095SML	63	130	95	63