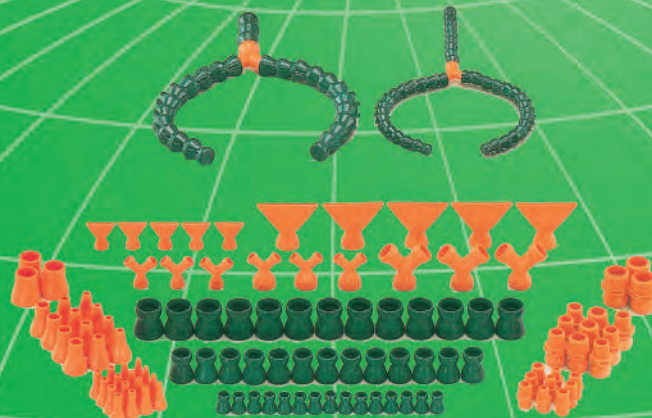




# FLEXO LINE

Made in Italy

FLESSIBILI PORTA LIQUIDI / *FLEXIBLE TUBES FOR LIQUIDS*  
LA QUALITÀ CHE FA LA DIFFERENZA

III<sup>e</sup> Edition





# FLEXO LINE

FP30	Pag.	1-2
FP40	Pag.	3-4
FP50	Pag.	5
FP60	Pag.	6
KIT COMPONIBILI / COMPOSITIONS	Pag.	7



**Flessibili portaliquido  
da 1/4 di pollice  
foro interno 6 mm  
(12 BARS)**

Articolo utilizzato per la conduzione di liquido refrigerante.

Temperatura massima di utilizzo 50°.

Filettatura NSPT.

**FP30**

**Flexible tubes for coolant  
1/4 with inside  
diameter 6 mm  
(12 BARS)**

Used for coolant conduction.

Maximum 50° working temperature.

NSPT thread.





FP30.10020





FP30.10072



FP30.10108

Segmento / Segment		 kg
	<b>FP30.10020</b> segmento lung. 280 mm segment 280 mm lenght	0,050
	<b>FP30.10072</b> segmento lung. 980 mm segment 980 mm lenght	0,120
	<b>FP30.10108</b> segmento lung. 15 m segment 15 m lenght	1,650

Codice Code	Composizione della bustina Composition	 kg
<b>FP30.CONF1</b> 	NR 1 Segmento flessibile lung. 280 mm NR 4 Ugelli tondi (foro 1,6/3,2/4,7/5,4) NR 2 Raccordi (filetto 1/4 e 1/8 )  NR 1 Flexible segment 280 mm lenght NR 4 Round nozzles (1,6/3,2/4,7/5,4 hole) NR 2 Joints ( 1/4 and 1/8 thread)	0,060

Codice Code	Composizione della bustina Composition	 kg
<b>FP30.CONF2</b> 	NR 1 Segmento flessibile lung. 280 mm NR 20 Getti radiali NR 2 Getti radiali con tappo NR 1 Attacco ad Y NR 1 Raccordo da 1/4  NR 1 Flexible segment 280 mm lenght NR 20 Radial jets NR 2 Radial jets with plug NR 1 Y joint NR 1 Joint with 1/4 thread	0,100



## Flessibili portaliquido da 1/4 di pollice foro interno 6 mm (12 BARS)

# FP30

## Flexible tubes for coolant 1/4 with inside diameter 6 mm (12 BARS)

Articolo utilizzato per la conduzione di liquido refrigerante.

Temperatura massima di utilizzo 50°.

Filettatura NSPT.

Used for coolant conduction.

Maximum 50° working temperature.

NSPT thread.

	Ugello tondo con foro Round nozzle with hole	Q.tà box	H	L
	Ø 1,6 FP30.11A04 FP30.11A50	4 50	15	29
	Ø 3,2 FP30.11B04 FP30.11B50	4 50	15	29
	Ø 4,7 FP30.11C04 FP30.11C50	4 50	15	29
	Ø 5,4 FP30.11D04 FP30.11D50	4 50	15	29

	Ugelli piatti apertura 30x1,6 Flat nozzles with opening 30x1,6 mm	Q.tà box	H	L
	FP30.12B04 FP30.12B20	4 20	30	32

	Attacchi ad Y foro Ø 6 Y joints with 6 mm hole	Q.tà box	H	L
	FP30.13A04 FP30.13A20	4 20	38	36




	Attacchi a T foro Ø 6 T joints with 6 mm hole	Q.tà box	H	L
	FP30.13D04 FP30.13D20	4 20	33	34




	Tappi per getti radiali Plugs for radial jets	Q.tà box	H	L
	FP30.13E08 FP30.13E20	8 20	14	15

	Getti radiali foro Ø 6 Radial jets with 6 mm hole	Q.tà box	H	L
	FP30.14A08 FP30.14A20	8 20	19	18

	Getti radiali con tappo Radial jets with plug	Q.tà box	H	L
	FP30.15A08 FP30.15A20	8 20	28	18

	Regolatori di flusso Flow regulators	Q.tà box	H	L
	FP30.16A04 FP30.16A20	4 20	37	36

	Raccordi innesto maschio Male clutch joints	Q.tà box	H	L
	Fil 1/8 Thread 1/8 FP30.17A04 FP30.17A20	4 20	14	27
	Fil 1/4 Thread 1/4 FP30.17B04 FP30.17B20	4 20	14	27

	Raccordi innesto femmina Female clutch joints	Q.tà box	H	L
	Fil 1/8 Thread 1/8 FP30.17D04	4	14	29
	Fil 1/4 Thread 1/4 FP30.17C04	4	14	29

	Pinza per montaggio Pincers for assembling	Q.tà box	H	L
	FP30.PINZA	1	88	192

**Flessibili portaliquido  
da 1/2 pollice  
foro interno 12 mm  
(8 BARS)**

Articolo utilizzato per la conduzione di liquido refrigerante.  
Temperatura massima di utilizzo 50°.  
Filettatura NSPT.

**FP40**

**Flexible tubes for  
coolant  
1/2 with inside  
diameter 12 mm  
(8 BARS)**

Used for coolant conduction.  
Maximum 50° working temperature.  
NSPT thread.





FP40.10015




FP40.10046



FP40.10690

Segmento / Segment		
	<b>FP40.10015</b> segmento lung. 325mm segment 325 mm lenght	0,090
	<b>FP40.10046</b> segmento lung. 990 mm segment 990 mm lenght	0,210
	<b>FP40.10690</b> segmento lung. 15 m segment 15 m lenght	3,760

Codice Code	Compos. della bustina Composition	
<b>FP40.CONF1</b> 	NR 1 Segmento flessibile lung. 325 mm NR 3 Ugelli tondi (foro 6/9/12) NR 2 Raccordi (filetto 1/2 e 3/8 )  NR 1 Flexible segment 325 mm lenght NR 3 Round nozzles (6/9/12 hole) NR 2 Joints ( 1/2 and 3/8 )	0,110

Codice Code	Compos. della bustina Composition	
<b>FP40.CONF2</b> 	NR 1 Segmento flessibile lung. 325 mm NR 20 Getti radiali NR 2 Getti radiali con tappo NR 1 Attacco ad Y NR 1 Raccordo da 1/2  NR 1 Flexible segment 325 mm lenght NR 20 Radial jets NR 2 Radial jets with plug NR 1 Y joint NR 1 Joint with 1/2 thread	0,220

## Flessibili portaliquido da 1/2 pollice foro interno 12 mm (8 BARS)

# FP40

## Flexible tubes for coolant 1/2 with inside diameter 12 mm (8 BARS)

Articolo utilizzato per la conduzione di liquido refrigerante.

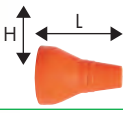



Temperatura massima di utilizzo 50°.


Filettatura NSPT.

Used for coolant conduction.

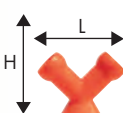

Maximum 50° working temperature.



NSPT thread.

	Ugello tondo con foro Round nozzle with hole	Q.tà box	H	L
	Ø 6 FP40.11A04 FP40.11A50	4 50	25	34
	Ø 9 FP40.11B04 FP40.11B50	4 50	25	34
	Ø 12 FP40.11C04 FP40.11C50	4 50	25	34

	Ugelli piatti con apertura Flat nozzles with opening	Q.tà box	H	L
	40X3 FP40.12A04 FP40.12A20	4 20	55	44
	60X3 FP40.12B04 FP40.12B20	4 20	55	67

	Attacchi da Y foro Ø 12 Y joints with hole Ø 12	Q.tà box	H	L
	FP40.13A04 FP40.13A20	4 20	50	56

	Riduzione ad Y da 1/2 a 1/4 Y reducers 1/2 to 1/4	Q.tà box	H	L
	FP40.13B04 FP40.13B20	4 20	40	36

	Riduzione da 1/2 ad 1/4 Reducers 1/2 to 1/4	Q.tà box	H	L
	FP40.13C04 FP40.13C20	4 20	30	25

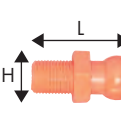


	Attacchi a T foro Ø 12 T joints with hole Ø 12	Q.tà box	H	L
	FP40.13D04 FP40.13D20	4 20	44	48




	Tappi per getti radiali Plugs for radial jets	Q.tà box	H	L
	FP40.13E08 FP40.13E20	8 20	20	19

	Getti radiali foro Ø 12 Radial jets hole Ø 12	Q.tà box	H	L
	FP40.14A08 FP40.14A20	8 20	30	29

	Getti radiali con tappo Radial jets with plug	Q.tà box	H	L
	FP40.15A08 FP40.15A20	8 20	45	29

	Regolatori di flusso Flow regulators	Q.tà box	H	L
	FP40.16A04 FP40.16A20	4 20	54	45

	Raccordi innesto maschio Male clutch joints	Q.tà box	H	L
	Fil. 3/8 Thread 3/8 FP40.17A04 FP40.17A20	4 20	22	38
	Fil. 1/2 Thread 1/2 FP40.17B04 FP40.17B20	4 20	22	38

	Raccordi innesto femmina Female clutch joints	Q.tà box	H	L
	Fil./Th 3/8 FP40.17D04	4	25	41
	Fil./Th 1/2 FP40.17C04	4	25	41

	Pinza per montaggio Pincers for assembling	Q.tà box	H	L
	FP40.PINZA	1	88	192



## Flessibili portaliquido da 3/4 di pollice foro interno 20 mm (5 BARS)

Articolo utilizzato per la conduzione di liquido refrigerante.

Temperatura massima di utilizzo 50°.

Filettatura NSPT. La pinza non è fornita.

# FP50

## Flexible tubes 3/4 inside diameter 20 mm (5 BARS)

Used for coolant conduction.

Maximum 50° working temperature.

NSPT thread. Pincers not supplied.





FP50.10015



FP50.10042

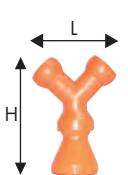



FP50.10315



Segmento / Segment		 kg
	<b>FP50.10015</b> segmento lung. 360 mm segment 360 mm lenght	0,120
	<b>FP50.10042</b> segmento lung. 1 m segment 1 m lenght	0,300
	<b>FP50.10315</b> segmento lung. 15 m segment 15 m lenght	4,900

Codice Code	Composizione della bustina Composition	 kg
<b>FP50.CONF1</b>	NR 1 Segmento flessibile lung. 360 mm NR 2 Ugelli tondi (foro 16 e 20) NR 1 Raccordo filetto 3/4  NR 1 Flexible segment 360 mm lenght NR 2 Round nozzles (16 and 20 hole) NR 1 Joint with 3/4 thread	0,150

	Ugello tondo con foro Round nozzle with hole	Q.tà box	H	L
	Ø 16 <b>FP50.11A04</b> <b>FP50.11A50</b>	4 50	31	33
	Ø 20 <b>FP50.11B04</b> <b>FP50.11B50</b>	4 50	31	33

	Riduzione ad Y da 3/4 a 1/2 Y reducers 3/4 to 1/2	Q.tà box	H	L
	<b>FP50.13B04</b> <b>FP50.13B20</b>	4 20	62	31

	Ugelli piatti con apertura Flat nozzles with opening	Q.tà box	H	L
	75x5 <b>FP50.12A04</b> <b>FP50.12A20</b>	4 20	80	88

	Riduzione da 3/4 a 1/2 Reducers 3/4 to 1/2	Q.tà box	H	L
	<b>FP50.13C04</b> <b>FP50.13C20</b>	4 20	36	31

	Raccordi innesto maschio Male clutch joints	Q.tà box	H	L
	Fil. 3/4 <b>FP50.17A04</b> Thread 3/4 <b>FP50.17A20</b>	4 20	28	39

## Espositore completo flessibili portaliquido

- Peso totale kg. 17.


# FP60

## Complete exhibitor for Flexo-line range

- Total weight kg. 17.

### FP60.00001 Composition

- N. 5 **FP30.CONF1**
- N. 2 **FP30.CONF2**
- N. 5 **FP30.11A04**
- N. 5 **FP30.11B04**
- N. 5 **FP30.11C04**
- N. 5 **FP30.11D04**
- N. 5 **FP30.12B04**
- N. 5 **FP30.13A04**
- N. 5 **FP30.14A08**
- N. 5 **FP30.17A04**
- N. 5 **FP30.17B04**
- N. 5 **FP40.CONF1**
- N. 2 **FP40.CONF2**
- N. 5 **FP40.11A04**
- N. 5 **FP40.11B04**
- N. 5 **FP40.11C04**
- N. 5 **FP40.12B04**
- N. 5 **FP40.13A04**
- N. 5 **FP40.14A04**
- N. 5 **FP40.17A04**
- N. 5 **FP40.17B04**



# KIT COMPONENTI

Su richiesta si realizzano Kit Flexo Line personalizzati  
Qui sotto mostriamo alcuni kit realizzati su richiesta.

*On demand we can design customized Kit.  
Here below examples of kit designed on request.*

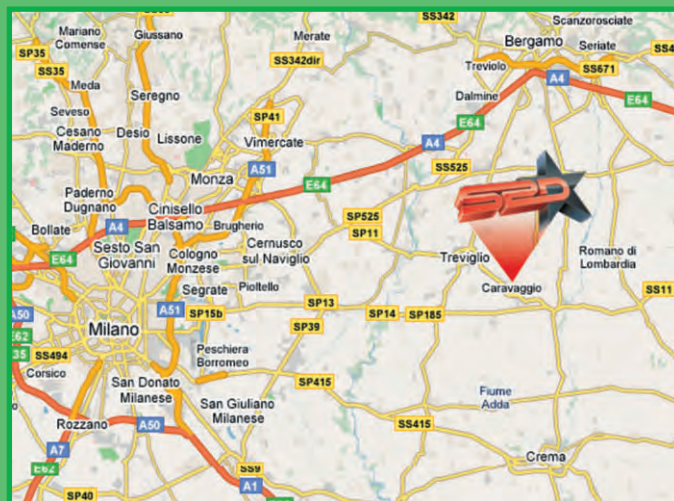


# NOTES



A series of horizontal lines for writing, spaced evenly down the page.





**S.P.D. S.p.A.**

**Via Galileo Galilei, 2/4 - 24043 Caravaggio (BG) ITALY**

**Tel. ++39 - 0363 350360 (ric. aut. 4 linee) - Fax ++39 - 0363 52578**

**Internet Web site: [www.spd.it](http://www.spd.it) - E-mail: [info@spd.it](mailto:info@spd.it)**

